



Ontic Engineering and Manufacturing, Inc

SA226 - SA227 - SA227CC TECHNICAL PUBLICATIONS INDEX

AUGUST 16, 2024

METRO / MERLIN AIRCRAFT FLEET

SA226 - SA227 - SA227CC



MERLIN III
SA226-T



MERLIN IIIA
SA226-TA



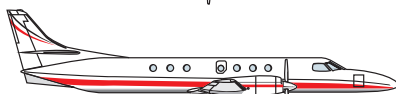
MERLIN IIIB
SA226-T(B)



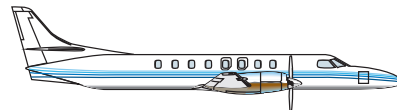
MERLIN IIIC
SA227-TT



FAIRCHILD 300
SA227-TT (300)



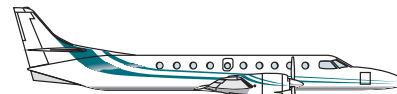
MERLIN IV
SA226-AT



MERLIN IVC
SA227-AT



MERLIN IVA
SA226-AT



METRO
SA226-TC



METRO II, IIIA
SA226-TC (II)
SA226-TC (IIA)



METRO III
SA227-AC,
SA227-BC (C-26A)



METRO 23
SA227-CC,
SA227-DC (C-26B)



TECHNICAL PUBLICATIONS INDEX

LETTER OF TRANSMITTAL

This document serves to provide operators of SA226, SA227 and SA227 Commuter Category airplanes a listing of all available Ontic Engineering and Manufacturing publications and their current revision level, including active Temporary Revisions. All content listed in this index is available at the Ontic Engineering and Manufacturing Publication Website. Using information on the last page of this letter, contact Ontic Engineering and Manufacturing Sales Support Services to purchase a subscription for access to the publications essential to your operation.

Part Numbers (PNs) are listed after the manual title for use in ordering publications you need access to on the website. Airplane Flight Manuals are the only publication we offer in hard copy (paper). When ordering Airplane Flight Manuals, please provide the complete description listed in bold type, including the 3-digit character in parenthesis, if applicable. Example:(7AC) for SA227-AC 14,500 Lbs. aircraft.

This Index is updated whenever a new or revised publication is added to the Publication Website. If you need to confirm the latest revision level of any Ontic Engineering and Manufacturing publication, log onto the Website and refer to the applicable section of this index. Also, whenever you log onto the website, you may want to view the list below first to check for publications that have changed since your last visit. Note, a publication's revision date is not necessarily the date the publication or revision first appeared on the website. A few revisions have much older dates than when they first appeared on the website due to the approval process.

Key: R1 = Revision 1 IR = Initial Revision TR = Temporary Revision

<u>PUBLICATION RELEASES AS OF 08-16-24 FOR PREVIOUS 12 MONTHS</u>		
PUBLICATION	REV	REV DATE
SA226 SB 226-27-087 PITCH TRIM ACTUATORS	R1	08/16/2024
SA227 SB 227-67-067 PITCH TRIM ACTUATORS	R1	08/16/2024
SA227CC SB CC7-27-038 PITCH TRIM ACTUATORS	R1	08/16/2024
SA226 SB 226-27-087 PITCH TRIM ACTUATORS	IR	07/29/2024
SA227 SB 227-67-067 PITCH TRIM ACTUATORS	IR	07/29/2024
SA227CC SB CC7-27-038 PITCH TRIM ACTUATORS	IR	07/29/2024
SA226 226-SL-064 MAIN LANDING GEAR PLACARD RELOCATION	IR	07/31/2024
SA227 227-SL-078 MAIN LANDING GEAR PLACARD RELOCATION	IR	07/31/2024
SA227CC CC7-SL-071 MAIN LANDING GEAR PLACARD RELOCATION	IR	07/31/2024
SA226 IPC ELEVATOR ASSEMBLY ALT. PNs AND UPDATE ASSEMBLY	TR	07/15/2024
SA226 IPC IMPROVED MASTER CYLINDER INSTALLATION PN CORRECTION	TR	07/15/2024
SA226 IPC ELEVATOR QUADRANT ASSEMBLY ALT. PNs	TR	07/15/2024
SA226 IPC RUDDER, BELLCRANK, & TORQUE TUBE SYSTEM ALT. PNs	TR	07/15/2024
SA227 IPC ELEVATOR INSTALLATION/CONTROL QUADRANT: PNs & ASSEMBLY	TR	07/15/2024
SA227 IPC AILERON TRIM SYSTEM, ACTUATOR INSTALLATION: LIST ALT. PN	TR	07/15/2024
SA227 IPC RUDDER PEDAL INSTALLATION: CORRECT PN	TR	07/15/2024
SA227 IPC ACTUATOR/BELLCRANK, MAIN LANDING GEAR: LIST ALT. PN	TR	07/15/2024
SA227 IPC LATCHING MECHANISM, CARGO DOOR: CORRECT PN	TR	07/15/2024

TECHNICAL PUBLICATIONS INDEX

PUBLICATION RELEASES AS OF 08-16-24 FOR PREVIOUS 12 MONTHS		
PUBLICATION	REV	REV DATE
SA227 IPC RUDDER ASSEMBLY, STRUCTURE: ALT. PNs	TR	07/15/2024
SA227 IPC FLAP ASSEMBLY, NACELLE FAIRING: ALT. PNs	TR	07/15/2024
SA227CC ILLUSTRATED PARTS CATALOG (IPC) ELEVATOR CONTROL, QUADRANT ASSEMBLY: UPDATE PART NUMBERS AND ASSEMBLY	TR	07/15/2024
SA227CC IPC RUDDER, BELLCRANK, AND TORQUE TUBE ASSEMBLY: CORRECT PN	TR	07/15/2024
SA227CC IPC AILERON TRIM TAB, ACTUATOR INSTALLATION: CORRECT PN	TR	07/15/2024
SA227CC IPC NOSE LANDING GEAR, STRUT ASSEMBLY: CORRECT PN	TR	07/15/2024
SA227CC IPC FLAP ASSEMBLY, NACELLE FAIRING: ALT. PNs	TR	07/15/2024
SA226 LETTER CHECK INSPECTION PROGRAM (C); AMEND TYPO, PAGE C-25	TR	04/22/2024
SA227 LETTER CHECK INSPECTION PROGRAM (C); AMEND TYPO, PAGE C-14	TR	04/22/2024
SA227CC LETTER CHECK INSPECTION PROGRAM (C); AMEND TYPO, PAGE C-13	TR	04/22/2024
SN 26-SN-062 POSSIBLE INFLATION DEVICE FAILURE ON SAFRAN LIFERAFTS	IR	10/27/2023
SN 226-SN-172 POSSIBLE INFLATION DEVICE FAILURE ON SAFRAN LIFERAFTS	IR	10/27/2023
SN 227-SN-088 POSSIBLE INFLATION DEVICE FAILURE ON SAFRAN LIFERAFTS	IR	10/27/2023
SN CC7-SN-016 POSSIBLE INFLATION DEVICE FAILURE ON SAFRAN LIFERAFTS	IR	10/27/2023
SL 26-SL-010 CHANGE OF NAME OF DESIGN APPROVAL HOLDER	IR	10/27/2023
SL 226-SL-063 CHANGE OF NAME OF DESIGN APPROVAL HOLDER	IR	10/27/2023
SL 227-SL-077 CHANGE OF NAME OF DESIGN APPROVAL HOLDER	IR	10/27/2023
SL CC7-SL-070 CHANGE OF NAME OF DESIGN APPROVAL HOLDER	IR	10/27/2023
SB 226-27-086 INSPECTION OF THE AILERON TRIM TAB PUSHROD BEARINGS	IR	10/27/2023
SB 227-27-066 INSPECTION OF THE AILERON TRIM TAB PUSHROD BEARINGS	IR	10/27/2023
SB CC7-27-037 INSPECTION OF THE AILERON TRIM TAB PUSHROD BEARINGS	IR	10/27/2023
SB 226-27-084 ELEVATOR TORQUE TUBE ASSEMBLY AND WELDMENT INSPECTION	R1	10/27/2023
SB 227-27-064 ELEVATOR TORQUE TUBE ASSEMBLY AND WELDMENT INSPECTION	R1	10/27/2023
SB CC7-27-036 ELEVATOR TORQUE TUBE ASSEMBLY AND WELDMENT INSPECTION	R1	10/27/2023
SN 226-SN-171 CHAFING ON OIL LINES FROM RUBBER OIL COOLER TRANSITION DUCT REINFORCING WIRES, ON LOWER ENGINE COWLING	IR	10/03/2023



TECHNICAL PUBLICATIONS INDEX

**TO PURCHASE PUBLICATIONS OR ACCESS TO THE ONTIC
TECHNICAL PUBLICATIONS WEBSITE, CONTACT ONTIC SALES
SUPPORT SERVICES:**

EMAIL:

MetroTechPubs@Ontic.com

or

**UNITED STATES, CANADA & INTERNATIONAL CALL
+1-919-956-4300**

THIS PAGE INTENTIONALLY LEFT BLANK



Ontic Engineering and Manufacturing, Inc

TECHNICAL PUBLICATIONS INDEX

TABLE OF CONTENTS

MANUAL	PAGE
SA226 SERIES	
SA226TC, AT/227AC, AT CONFIGURATION DEVIATION LIST	A-1
MERLIN III/IIIA SA226-T FLIGHT MANUAL.....	A-1
MERLIN IIIB SA226-T(B) FLIGHT MANUAL.....	A-2
MERLIN IV/IVA SA226-AT FLIGHT MANUAL.....	A-4
METRO II/IIA SA226-TC FLIGHT MANUAL.....	A-5
SA226 SERIES AIRFRAME INSPECTION MANUAL ST-UN-M002	A-8
SA226/227 SUPPLEMENTAL INSPECTION DOCUMENT.....	A-8
FIELD MAINTENANCE PROCEDURES 57-011 (EDDY CURRENT INSPECTION PROCEDURES B.L. 9).....	A-8
METRO II SA226 SERVICING AND RECOVERY MANUAL.....	A-9
SA226 SERIES MAINTENANCE MANUAL	A-9
SA226 SERIES ILLUSTRATED PARTS CATALOG	A-9
SA226/227 SERIES STRUCTURAL REPAIR MANUAL	A-9
SA226 SERIES WIRING MANUAL	A-9
SA226 SERIES ELECTRICAL EQUIPMENT LIST.....	A-9
SA226/227 SERIES ILLUSTRATED TOOL AND EQUIPMENT MANUAL.....	A-10
SA226 SERIES LETTER CHECK INSPECTION PROCEDURES.....	A-10
SA226TC PHASE INSPECTION MANUAL.....	A-10
SA226 SERIES SERVICE BULLETINS	A-10
SA226 SERIES SERVICE LETTERS.....	A-20
SA226 SERIES SERVICE NOTES	A-22
SA227 SERIES	
SA226TC, AT/227AC, AT CONFIGURATION DEVIATION LIST	B-1
METRO III SA227-AC FLIGHT MANUAL 14,500 LB (7AC).....	B-1
METRO III SA227-AC FLIGHT MANUAL 14,500 LB McCAULEY (7MC)	B-3
METRO III SA227-AC FLIGHT MANUAL 16,000 LB (6AC).....	B-5
MERLIN IVC SA227-AT FLIGHT MANUAL 14,500 LB (7AT).....	B-7
MERLIN IVC SA227-AT FLIGHT MANUAL 16,000 LB (6AT).....	B-8
MERLIN IIIC SA227-TT FLIGHT MANUAL	B-10
FAIRCHILD 300 SA227-TT FLIGHT MANUAL 13,230 LB (300).....	B-11
FAIRCHILD 300 SA227-TT FLIGHT MANUAL 12,500 LB (312).....	B-12
METRO III SA227-AC FLIGHT MANUAL (ICAO) 14,500 LB (4AC).....	B-13
METRO III SA227-AC FLIGHT MANUAL (ICAO) 14,500 LB McCAULEY (4MC)	B-15
METRO III SA227-AC FLIGHT MANUAL (ICAO) 16,000 LB (8AC).....	B-17
MERLIN IVC SA227-AT FLIGHT MANUAL (ICAO) 14,500 LB (4AT).....	B-19
MERLIN IVC SA227-AT FLIGHT MANUAL (ICAO) 16,000 LB (8AT).....	B-20
SA227-BC FLIGHT MANUAL 16,000 LB (6BC).....	B-22
SA227 SERIES AIRFRAME AIRWORTHINESS LIMITATIONS MANUAL ST-UN-M001	B-24
SA226/227 SUPPLEMENTAL INSPECTION DOCUMENT.....	B-24
FIELD MAINTENANCE PROCEDURES 57-011 (EDDY CURRENT INSPECTION PROCEDURES B.L. 9).....	B-24
SA227 SERIES MERLIN/METRO SERVICING AND RECOVERY MANUAL.....	B-24
SA227 SERIES MAINTENANCE MANUAL	B-24
SA227 SERIES ILLUSTRATED PARTS CATALOG	B-24
SA226/227 SERIES STRUCTURAL REPAIR MANUAL	B-24
SA227 SERIES WIRING MANUAL	B-25
SA227 SERIES ELECTRICAL EQUIPMENT LIST.....	B-25
SA226/227 SERIES ILLUSTRATED TOOL AND EQUIPMENT MANUAL	B-25
SA227TT, AT, AC, BC LETTER CHECK INSPECTION PROGRAM	B-25
SA227AC/BC PHASE INSPECTION MANUAL.....	B-25
SA227 SERIES SERVICE BULLETINS	B-26
SA227 SERIES SERVICE LETTERS.....	B-34
SA227 SERIES SERVICE NOTES	B-35



Ontic Engineering and Manufacturing, Inc

TECHNICAL PUBLICATIONS INDEX

TABLE OF CONTENTS

MANUAL	PAGE
SA227 COMMUTER CATEGORY (CC/DC)	
SA227-CC/DC CONFIGURATION DEVIATION LIST.....	C-1
SA227-CC FLIGHT MANUAL 16,500 LB (6CC).....	C-1
SA227-CC PILOT'S FLIGHT CHECKLIST (6CC)	C-2
SA227-DC FLIGHT MANUAL 16,500 LB (6DC).....	C-3
SA227-DC PILOT'S FLIGHT CHECKLIST (6DC)	C-5
SA227-DC WITH C663 MCCAULEY PROPELLERS FLIGHT MANUAL 16,500 LB (8DC).....	C-6
SA227-DC WITH C663 MCCAULEY PROPELLERS PILOT'S FLIGHT CHECKLIST (8DC).....	C-7
SA227 SERIES COMMUTER CATEGORY AIRFRAME AIRWORTHINESS LIMITATIONS MANUAL ST-UN-M003	C-7
SA226/227 SUPPLEMENTAL INSPECTION DOCUMENT.....	C-7
FIELD MAINTENANCE PROCEDURES 57-011 (EDDY CURRENT INSPECTION PROCEDURES B.L. 9)	C-7
METRO 23 SERIES SERVICING & RECOVERY MANUAL	C-7
SA227 SERIES COMMUTER CATEGORY MAINTENANCE MANUAL	C-8
SA227 SERIES COMMUTER CATEGORY INSTRUCTIONS FOR CONTINUED AIRWORTHINESS	C-8
SA227 SERIES COMMUTER CATEGORY ILLUSTRATED PARTS CATALOG	C-8
SA227 SERIES COMMUTER CATEGORY STRUCTURAL REPAIR MANUAL	C-8
SA227 SERIES COMMUTER CATEGORY WIRING MANUAL	C-8
SA227 SERIES COMMUTER CATEGORY ELECTRICAL EQUIPMENT LIST.....	C-8
SA226/SA227 SERIES ILLUSTRATED TOOL AND EQUIPMENT MANUAL	C-8
SA227 SERIES COMMUTER CATEGORY LETTER CHECK INSPECTION PROGRAM.....	C-9
SA227-CC/DC PHASE INSPECTION PROGRAM (6 PHASE PROCEDURES)	C-9
SA227 SERIES COMMUTER CATEGORY SERVICE BULLETINS	C-9
SA227 SERIES COMMUTER CATEGORY SERVICE LETTERS.....	C-13
SA227 SERIES COMMUTER CATEGORY SERVICE NOTES	C-15
KIT DRAWING INDEX	
KIT DRAWINGS INDEX	D-1

TECHNICAL PUBLICATIONS INDEX

SA226 SERIES

SA226 TC, AT/227AC, AT CONFIGURATION DEVIATION LIST

DATED 04 04 89

[INCLUDED WITH APPLICABLE PAPER AFM / INCLUDED ON ELECTRONIC 27-10054-218]

REV. NO.	DESCRIPTION	DATE
----------	-------------	------

MERLIN III/IIIA SA226-T FLIGHT MANUAL

REISSUE A DATED 06 28 76

[PN'S: PAPER 27-10054-023 / ELECTRONIC 27-10054-218; INCLUDES ALL 226 AFM'S]

REV. NO.	DESCRIPTION	DATE
A-01	ADD APP FUEL/OILS LISTS, INC. SUPL 12, CLARIF. Vx	08 10 77
A-02	CHG ELECTRIC STEERING TO HYDRAULIC	10 25 77
A-03	CHG ALT ENG NUM, ADD REF TO OIL SPEC, NEW RPM LIM.....	12 14 78
A-04	CHG TO ADD WARNING TO SINGLE ENG BEST ANGLE/CLIMB	12 19 78
A-05	PART 135 OPER W/FAA APP EQUIP LIST (MMEL)	06 03 80
A-06	POWER LEVER LOCK OUT CHECK.....	06 27 80
A-07	INSTRUMENT MARKINGS EMERGENCY PROCEDURES	12 08 80
A-08	TEMPERATURE LIMITS.....	03 05 81
A-09	TAXI, STOPPING ENGINES.....	06 08 81
A-10	NOSE WHEEL STEERING - RESTRICTED USE	07 14 81
A-11	AUTO IGNITION SYSTEM (IF INSTALLED)	10 19 81
A-12	FLIGHT IN ICING CONDITIONS	12 18 81
A-13	NOSE WHEEL STEERING.....	01 14 82
A-14	GEAR UP LANDINGS.....	01 28 82
A-15	ADDED NOTES TO LANDING GEAR EMERGENCY EXTENSION	09 13 84
A-16	ADDS BLEED AIR & NOTE TO ENG FAILURE PROCEDURE	04 15 85
A-17	ICE PROTECTION EQUIPMENT	10 30 85
A-18	CHANGE COLD WEATHER OPERATIONS INFO	10 23 91
A-19	CHANGED BATTERY OVERHEAT WARNING SYSTEM AND ADDED CURRENT LIMITER CHECK.....	03 29 94
A-20	REVISED SECTIONS II AND III.....	09 14 95
A-21	REVISED SECTIONS i, I, II, AND III.....	10 16 97
A-22	REVISED SECTIONS i AND III.....	05 11 99
A-23	ADDED OUT-OF-TRIM WARNING INFO TO SECTIONS 2 AND 3	04 28 00
A-24	ADDED PNEUMATIC DEICING BOOTS SYSTEM INFO TO COMPLY WITH AD 2000-06-04	06 02 00
A-25	ADDED TWO DOT CAUTION TO AFTER LANDING	11 29 05
A-26	ADDED FUEL BALANCING TO SECTIONS 1 AND 2	12 07 07
A-27	REVISED SECTION III	05 28 08
A-28	REVISED SECTIONS i AND I (ENGINE STARTER DUTY CYCLES).....	01 31 13
A-29	REVISED SECTIONS i AND III.....	11 14 14
A-30	REVISED SECTION III TO ADD L/R LOW OIL PRESSURE WARNING LIGHT PROCEDURE	07 27 20

MERLIN III/IIIA SA226-T FLIGHT MANUAL SECTION V

DATED 06 28 76

REV. NO.	DESCRIPTION	DATE
01	ADD MERLIN III CONFIGURATION "E" INFORMATION	05 01 77
02	CHANGE TO STANDARD CONFIGURATION, CLUB SEATING	08 10 77
03	EQUIPMENT LIST ADDITIONS	12 19 77
04	ADDITION OF LIST OF REVISIONS PAGES.....	11 15 83
05	CORRECTED NOSE AND WING JACK PADS INCHES/ARM.....	11 29 05



Ontic Engineering and Manufacturing, Inc

TECHNICAL PUBLICATIONS INDEX

MERLIN III/IIIA SA226-T FLIGHT MANUAL SECTION VI

DATED 06 28 76

REV. NO.	DESCRIPTION	DATE
01	CHANGE TO STALL SPEED AND MAX CRUISE POWER.....	08 10 77
02	APP ENG OILS, OPER WITH WATER OR ICE ON RUNWAY.....	12 14 78
03	EXTERNAL POWER SWITCH	12 21 79
04	ENG FLAMEOUT DUE TO ICE SHEDDING FROM SPINNERS	02 25 81
05	ADDITION OF LIST OF REVISIONS PAGES.....	11 15 83
06	NOISE CONTROL, LIST OF APPROVED ENGINE OILS	11 30 84
07	REVISED DATA.....	09 14 95

MERLIN III/IIIA, SA226-T FLIGHT MANUAL SUPPLEMENTS

SUP/REV	DESCRIPTION	DATE
SUP 01	DUAL SPERRY STAR FLIGHT DETECTOR (WAS SUP A).....	06 28 76
SUP 02	LOW PRESSURE LANDING GEAR MODIFICATION (WAS SUP 1).....	06 28 76
SUP 03	COLLINS WXR-80 WEATHER RADAR (WAS SUP 2).....	06 28 76
SUP 04	BONZER TRN-70 RADAR ALTIMETER (WAS SUP 3).....	06 28 76
SUP 05	SPERRY STARS IVB FLIGHT DIRECTOR SYS (WAS SUP 4).....	06 28 76
SUP 06	RCA AVQ-55 WEATHER RADAR (WAS SUP 5).....	06 28 76
SUP 07	BONZER TRN-71 RADAR ALTIMETER (WAS SUP 6).....	06 28 76
SUP 08	OIL PRESSURE AND PITOT HEAT LIMITS (WAS SUP 10).....	06 28 76
SUP 09	MASTER WARNING LIGHTS (WAS SUP 16).....	06 28 76
SUP 10	LOW PRESSURE TIRES (WAS SUP 21).....	06 28 76
SUP 11	DUAL CAMERA PROVISIONS..... (R)	03 22 78
SUP 12	DELETED (INCORPORATED INTO BASIC MANUAL).....	08 10 77
SUP 13	INDEPENDENT PITOT HEAT CONTROL.....	06 28 77
SUP 14	ALCOHOL-WATER INJECTION SYSTEM.....	07 20 77
SUP 15	SINGLE CAMERA PROVISIONS.....	04 20 78
SUP 16	SPEED LEVER NOSE WHEEL STEERING SWITCH.....	06 08 79
SUP 17	OPERATION WITH SPADE DOORS REMOVED.....	01 11 82
UN	COCKPIT VOICE RECORDER (IF INSTALLED PER SB 226-23-001).....	01 09 92
UN	AUTO/CONT IGNITION SYSTEM (WHEN INSTALLED PER FAIRCHILD AIRCRAFT DRAWING 27K82087).....	02 24 00
REV 01	REVISED PAGES 2, 3, AND 7.....	09 06 01
REV 02	REVISED PAGES 2 AND 5.....	12 12 02
UN	PITOT HEAT INDICATION IF INSTALLED PER M7 AEROSPACE DRAWING 27K14063-009.....	03 05 08

MERLIN IIIB SA226-T(B) FLIGHT MANUAL

REISSUE B DATED 11 02 79

[PN'S: PAPER 27-10054-021 / ELECTRONIC 27-10054-218: INCLUDES ALL 226 AFM'S]

REV. NO.	DESCRIPTION	DATE
B-01	ADD REVERSE THRUST FOR IMPR GROUND MANEUVERABILITY.....	03 13 80
B-02	ZERO FUEL WEIGHT.....	04 09 80
B-03	CORR VFE SPEEDS, AIRESEARCH #, LOAD FACTORS, MMEL.....	06 03 80
B-04	POWER LEVER LOCKOUT CHECK.....	07 17 80
B-05	ENGINE GROUND START W/HIGH ET, ENG MAN. GRND. PROC.....	10 24 80
B-06	AIRSPED LIMIT, INSTR MARKINGS, FIRE GROUND/FLIGHT	03 12 81
B-07	TEMPERATURE LIMITS.....	03 12 81
B-08	TAXI, STOPPING ENGINES.....	06 08 81
B-09	NOSE WHEEL STEERING - RESTRICTED USE	07 14 81
B-10	AUTO/CONT IGNITION SYSTEM (IF INSTALLED).....	10 19 81
B-11	FLIGHT IN ICING CONDITIONS	12 18 81
B-12	NOSE WHEEL STEERING.....	01 14 82
B-13	GEAR UP LANDINGS.....	01 28 82
B-14	INCREASE MAX FWD BAG CMPT LOADING.....	02 03 83
B-15	ADD ENGINE -511G & -512G.....	06 21 83
B-16	ADDED NOTES TO LANDING GEAR EMERGENCY EXTENSION	09 13 84

TECHNICAL PUBLICATIONS INDEX

B-17	ADDS BLEED AIR & NOTE TO ENG FAILURE PROCEDURES	04 15 85
B-18	ICE PROTECTION EQUIPMENT	10 30 85
B-19	CHANGED BATTERY OVERHEAT WARNING SYSTEM AND ADDED CURRENT LIMITER CHECK	03 29 94
B-20	REVISED COVER, SECTIONS 3 AND 4	09 14 95
B-21	REVISED SECTIONS i, 2, 3A, AND 4	10 16 97
B-22	REVISED SECTIONS i AND 3	05 11 99
B-23	ADDED OUT-OF-TRIM WARNING INFO TO SECTIONS 3 AND 4	04 28 00
B-24	ADDED PNEUMATIC DEICING BOOTS SYSTEM INFO TO COMPLY WITH AD 2000-06-04	06 02 00
B-25	ADDED TWO DOT CAUTION TO AFTER LANDING	11 29 05
B-26	ADDED FUEL BALANCING TO SECTIONS 2 AND 3A	12 07 07
B-27	REVISED SECTION 3	05 28 08
B-28	REVISED SECTIONS i, 1, AND 2	09 03 13
B-29	REVISED SECTIONS i AND 3	11 14 14
B-30	REVISED SECTION III TO ADD L/R LOW OIL PRESSURE WARNING LIGHT PROCEDURE	07 27 20

MERLIN IIIB SA226-T(B) FLIGHT MANUAL SECTION 6

DATED 11 02 79

REV. NO.	DESCRIPTION	DATE
01	ADDED -502G ENGINE	03 13 80
02	CHANGE TO WEIGHT & MOMENT ENVELOPE	04 09 80
03	CHANGE TO EQUIPMENT LIST	10 27 80
04	MAX CAPACITY OF NOSE BAGGAGE COMPARTMENT	02 03 83
05	ADDITION OF LOG OF REVISIONS PAGES	11 15 83
06	CORRECTED NOSE AND WING JACK PADS INCHES/ARM	11 29 05

MERLIN IIIB SA226-T(B) FLIGHT MANUAL SECTION 7

DATED 11 02 79

REV. NO.	DESCRIPTION	DATE
01	ADDED -502G ENGINE	03 13 80
02	REVERSE TAXI OPERATIONS	04 16 80
03	CHANGE TO FUEL CROSSOVER, SYSTEM, & JET PUMP	06 03 80
04	ENG GROUND START WITH HIGH RESIDUAL ET	10 24 80
05	ENG FLAMEOUT DUE TO ICE SHEDDING FROM PROP SPINNER	02 25 81
06	ADDITION OF LOG OF REVISIONS PAGES	11 15 83
07	APPROVED ENGINE OILS, NOISE CONTROL, WET SNOW OPS	11 30 84
08	GUST LOCK BELT	01 01 86
09	REVISED DATA	09 14 95
10	REVISED DATA	05 11 99
11	ADDED ALTERNATE RUDDER GUST LOCK	11 06 03

MERLIN IIIB SA226-T(B) FLIGHT MANUAL SECTION 8

DATED 11 02 79

REV. NO.	DESCRIPTION	DATE
----------	-------------	------

MERLIN IIIB SA226-T(B) FLIGHT MANUAL SUPPLEMENTS

SUP/REV	DESCRIPTION	DATE
SUP 01	ANTI-SKID BRAKES	(R) 11 02 79
SUP 02	SPEED LEVER NOSE WHEEL STEERING SWITCH	04 26 79
REV 01	CHANGES IN TEST PROCEDURES	10 23 80
SUP 03	CONTINUOUS ALCOHOL-WATER INJECTION (CAWI) SYSTEM	08 08 79
REV 01	MINOR CHANGES TO PERFORMANCE CHARTS	11 02 79
REV 02	CHANGE POWER AND ET SETTINGS	10 23 80
REV 03	REVISED AWI FLUID MIX AND ADD LIST OF REVISION	12 29 86
SUP 04	FUEL QUANTITY PLACARDS	06 05 80
SUP 05	14,000 POUND TAKEOFF GROSS WEIGHT RESTRICTION CAT	07 29 80
SUP 06	HARTZELL LT10576B PROPELLERS	11 18 80

TECHNICAL PUBLICATIONS INDEX

SUP 07	OPERATION WITH SPADE DOORS REMOVED.....	01 11 82
SUP 08	COCKPIT VOICE RECORDER (IF INSTALLED PER SB 226-23-001).....	01 03 92
SUP 09	AUTO/CONT IGNITION SYSTEM (WHEN INSTALLED PER FAIRCHILD AIRCRAFT DRAWING 27K82087)	02 24 00
REV 01	REVISED PAGES 2 AND 7.....	12 12 02
UN	PITOT HEAT INDICATION IF INSTALLED PER M7 AEROSPACE DRAWING 27K14063-009	03 05 08

MERLIN IV/IVA SA226-AT FLIGHT MANUAL

REISSUE B DATED 05 06 77

[PN's: PAPER 27-10054-025 / ELECTRONIC 27-10054-218: INCLUDES ALL 226 AFM'S]

REV. NO.	DESCRIPTION	DATE
B-01	PROVIDES FOR STANDARDIZED ITT GAUGE	08 10 77
B-02	CHANGE ELECTRIC STEERING TO HYDRAULIC	10 25 77
B-03	CHANGE FUEL QUANT LIMIT. & OVERSPEED GOVN LIMIT.	04 11 78
B-04	REVISED TO SHOW IMPROVED LANDING DISTANCES.....	11 14 78
B-05	REVISED TO SHOW ALT. ENGINE NUM./ADD REF TO OIL SPEC	12 14 78
B-06	CHANGE CRSFLW VAL CLOSED TO/LANDING-ADD LIGHT	02 09 79
B-07	PART 135 OPTS W/FAA APP EQUIP LIST (MMEL).....	06 03 80
B-08	POWER LEVER LOCK OUT CHECK.....	07 17 80
B-09	INSTRUMENT MARKINGS & EMERGENCY PROCEDURES	12 08 80
B-10	TEMPERATURE LIMITS.....	03 05 81
B-11	TAXI, STOPPING ENGINES.....	06 03 81
B-12	NOSE WHEEL STEERING - RESTRICTED USE	07 14 81
B-13	AUTO IGNITION SYSTEM (IF INSTALLED)	10 19 81
B-14	FLIGHT IN ICING CONDITIONS	12 18 81
B-15	NOSE WHEEL STEERING.....	01 14 82
B-16	GEAR UP LANDINGS.....	01 28 82
B-17	NOSE WHEEL STEERING, OXYGEN FLOW, & ENG FIRE SYS.....	04 20 84
B-18	ADD NOTES TO LANDING GEAR EMERGENCY EXTENSION	09 13 84
B-19	ADDS BLEED AIR & NOTE TO ENG FAILURE PROCEDURES	04 15 85
B-20	ICE PROTECTION EQUIPMENT	10 30 85
B-21	CHANGE COLD WEATHER OPERATIONS INFORMATION.....	10 23 91
B-22	CHANGED BATTERY OVERHEAT WARNING SYSTEM AND ADDED CURRENT LIMITER CHECK.....	03 29 94
B-23	REVISED SECTIONS 2 AND 3.....	09 14 95
B-24	REVISED SECTIONS i, I, II, AND III.....	10 16 97
B-25	REVISED SECTIONS i AND III.....	05 11 99
B-26	REVISED SECTIONS i AND II.....	02 03 00
B-27	ADDED OUT-OF-TRIM WARNING INFO TO SECTIONS 2 AND 3	04 28 00
B-28	ADDED PNEUMATIC DEICING BOOTS SYSTEM INFO TO COMPLY WITH AD 2000-06-04	06 02 00
B-29	ADDED TWO DOT CAUTION TO AFTER LANDING	11 29 05
B-30	ADDED FUEL BALANCING TO SECTIONS 1 AND 2	12 07 07
B-31	REVISED SECTION III	05 28 08
B-32	REVISED SECTIONS i AND I (ENGINE STARTER DUTY CYCLES).....	01 31 13
B-33	REVISED SECTIONS i AND III.....	11 14 14
B-34	REVISED SECTION III TO ADD L/R LOW OIL PRESSURE WARNING LIGHT PROCEDURE	07 27 20

MERLIN IV/IVA SA226-AT FLIGHT MANUAL SECTION V

DATED 05 06 77

REV. NO.	DESCRIPTION	DATE
01	CHANGE TO EQUIP LIST & WT LIMIT TO TIE DOWN RINGS	12 19 77
02	ADDS FUEL INFO TO CHART AND FUEL MOVEMENT TABLE	04 11 78
03	ALLOWABLE WT THAT MAY BE TIED TO EA FLOOR FITTING.....	04 02 82
04	ADDITION OF LIST OF REVISIONS PAGES.....	11 15 83
05	CORRECTED LIST OF EFFECTIVE PAGES.....	08 23 01
06	CORRECTED NOSE AND WING JACK PADS INCHES/ARM.....	11 29 05

TECHNICAL PUBLICATIONS INDEX

MERLIN IV/IVA SA226-AT FLIGHT MANUAL SECTION VI

DATED 05 06 77

REV. NO.	DESCRIPTION	DATE
01	CHANGE TO CONDITIONS OF MINIMUM CONTROL SPEED	04 11 78
02	APP ENG OILS, OPER WITH WATER OR ICE ON RUNWAY	12 14 78
03	CHANGE % RPM GROUND STARTS HIGH ITT, HYDROPLANING	07 20 79
04	ENG FLAMEOUT DUE TO ICE SHEDDING FROM PROP SPINNER.....	02 25 81
05	ADDITION OF LIST OF REVISIONS PAGES.....	11 15 83
06	NOISE CONTROL, LIST OF APPROVED ENGINE OILS	11 30 84
07	REVISED DATA	09 14 95

MERLIN IV/IVA SA226-AT FLIGHT MANUAL SUPPLEMENTS

SUP/REV	DESCRIPTION	DATE
SUP 01	BENDIX MODEL M-4C FLIGHT CONTROL SYSTEM	05 06 77
SUP 02	SPERRY STARS IVB FLIGHT DIRECTOR SYS (WAS SUP 3)	05 06 77
SUP 03	KING RADIO CORPORATION KNC 610 AREA NAVIGATION	05 06 77
SUP 04	RCA AVQ-21 WEATHER RADAR (WAS SUP 5)	05 06 77
SUP 05	BONZER TRU-71 RADAR ALTIMETER (WAS SUP 6)	05 06 77
SUP 06	OIL PRESSURE AND PITOT HEAT LIMITS (WAS SUP 12)	05 06 77
SUP 07	MASTER WARNING LIGHTS (WAS SUP 17)	05 06 77
SUP 08	LOW PRESSURE MAIN GEAR TIRES (WAS SUP 21).....	05 06 77
SUP 09	ALCOHOL-WATER INJECTION (AWI) SYSTEM (WAS SUP 22)	05 06 77
SUP 10	EMERGENCY/CONTINUOUS AWI SYSTEM (WAS SUP 23).....	05 06 77
SUP 11	STANDBY ROCKET ENGINE (WAS SUP 25).....	(R) 12 20 83
SUP 12	INDEPENDENT PITOT HEAT CONTROL	06 28 77
SUP 13	SPEED LEVER NOSE WHEEL STEERING SWITCH.....	04 26 79
SUP 14	FLYOVER SOUND LEVEL COMPLIANCE.....	(R) 09 29 80
SUP 15	OPERATION WITH SPADE DOORS REMOVED.....	01 11 82
SUP 16	CONRAC SAS	12 08 82
REV 01	NUMBERED, RENAMED, REPRINTED AND REISSUED	12 07 88
UN	COCKPIT VOICE RECORDER (IF INSTALLED PER SB 226-23-001).....	01 03 92
UN	ALLIEDSIGNAL AEROSPACE MK-VI GROUND PROXIMITY WARNING SYSTEM (GPWS) (IF INSTALLED PER FAIRCHILD AIRCRAFT DRAWING NUMBER 27-88105).....	(R) 05 07 96
UN	BENDIX/KING CAS TCAS I TRAFFIC ALERT AND COLLISION AVOIDANCE SYSTEM (IF INSTALLED PER FAIRCHILD AIRCRAFT DRAWING 27-88107, SB 226-23-002, SB 227-23-004, OR SB CC7-23-002).....	04 13 94
UN	EMERGENCY LOCATOR TRANSMITTER (ELT) (WHEN INSTALLED PER FAIRCHILD AIRCRAFT DRAWING 27K82795).....	11 26 99
REV 01	CORRECTED SECOND FREQUENCY NUMBER FROM 234.0 TO 243.0	08 30 00
UN	PITOT HEAT WARNING SYSTEM (WHEN INSTALLED PER FAIRCHILD AIRCRAFT DRAWING 27K14063)	02 03 00
UN	AUTO/CONT IGNITION SYSTEM (WHEN INSTALLED PER FAIRCHILD AIRCRAFT DRAWING 27K82087)	02 24 00
REV 01	REVISED PAGES 2, 3, AND 7	09 06 01
REV 02	REVISED PAGES 2 AND 5	12 12 02
UN	PITOT HEAT INDICATION IF INSTALLED PER M7 AEROSPACE DRAWING 27K14063-009	03 05 08

METRO II/IIA SA226-TC FLIGHT MANUAL

REISSUE A DATED 12 01 76

[PN's: PAPER 27-10054-027 / ELECTRONIC 27-10054-218; INCLUDES ALL 226 AFM'S]

REV. NO.	DESCRIPTION	DATE
A-01	GRADE 100LL AVIATION GASOLINE	04 12 77
A-02	INCORPORATE SUP 14 AND 15, CLARIFY Vx.....	08 10 77

TECHNICAL PUBLICATIONS INDEX

A-03	CHANGE ELECTRICAL NOSE STEERING TO HYDRAULIC	10 25 77
A-04	IMPROVED LANDING DISTANCE	11 14 77
A-05	ALT ENGINE, OIL SPECS, RPM LIMITS, WATER SPECS	12 14 78
A-06	FUEL CROSSFLOW VALVE CLOSED ON TAKEOFF, LIGHT	02 08 79
A-07	CORRECT INSTR MARKINGS WITH FAA APP MMEL, FUEL SYS	06 03 80
A-08	POWER LEVER LOCK OUT CHECK.....	07 17 80
A-09	INSTRUMENT MARKINGS & EMERGENCY PROCEDURES	12 08 80
A-10	TEMPERATURE LIMITS.....	12 09 80
A-11	FIRE EXTINGUISHERS.....	12 09 80
A-12	TAXI, STOPPING ENGINES.....	06 03 81
A-13	LANDING DISTANCE OVER 50 FOOT HEIGHT.....	07 14 81
A-14	NOSE WHEEL STEERING-RESTRICTED USE	07 14 81
A-15	AUTO IGNITION SYSTEM (IF INSTALLED)	10 19 81
A-16	EXPANDED NOTES & REV PERFORMANCE CHARTS	12 17 81
A-17	FLIGHT IN ICING CONDITIONS	12 18 81
A-18	NOSE WHEEL STEERING.....	01 14 82
A-19	GEAR UP LANDINGS.....	01 28 82
A-20	REVISED PERFORMANCE CHARTS.....	01 28 82
A-21	SETTING POWER FOR TAKEOFF AND MAXIMUM CONTINUOUS	05 05 82
A-22	ADDED NOTE: REQ. ENGINE TORQUE BY 80 KNOTS.....	06 09 82
A-23	ENGINE FAILURE NOTE ADDED TO PAGE III-2	07 14 82
A-24	NOTES CHANGES ON PAGE II-8.....	11 15 82
A-25	NOSE WHEEL STEERING, OXYGEN FLOW, & ENG FIRE SYS.....	04 20 84
A-26	ADDED NOTES TO LANDING GEAR EMERGENCY EXTENSION	09 13 84
A-27	ADDS BLEED AIR & NOTE TO ENG FAILURE PROCEDURES	04 15 85
A-28	ICE PROTECTION EQUIPMENT	10 30 85
A-29	CHANGE COLD WEATHER OPERATION INFORMATION	10 23 91
A-30	CHANGED BATTERY OVERHEAT WARNING SYSTEM AND ADDED CURRENT LIMITER CHECK.....	03 29 94
A-31	REVISED SECTIONS II AND III.....	09 14 95
A-32	REVISED SECTIONS I AND II.....	11 21 95
A-33	REVISED SECTIONS i, I, II AND III.....	10 16 97
A-34	REVISED SECTIONS i, 1, AND III.....	06 11 99
A-35	REVISED SECTIONS i AND III.....	08 17 99
A-36	REVISED SECTIONS i AND II.....	02 03 00
A-37	ADDED OUT-OF-TRIM WARNING INFO TO SECTIONS 2 AND 3	04 28 00
A-38	ADDED PNEUMATIC DEICING BOOTS SYSTEM INFORMATION	08 08 00
A-39	REVISED SECTIONS i, I, AND II.....	07 06 01
A-40	ADDED TWO DOT CAUTION TO AFTER LANDING	11 29 05
A-41	ADDED FUEL BALANCING TO SECTIONS 1 AND 2	12 07 07
A-42	REVISED SECTION III	05 28 08
A-43	REVISED SECTIONS i AND III.....	11 14 14
A-44	REVISED SECTION III TO ADD L/R LOW OIL PRESSURE WARNING LIGHT PROCEDURE	07 27 20

METRO II/IIA SA226-TC FLIGHT MANUAL SECTION V

DATED 12 01 76

REV. NO.	DESCRIPTION	DATE
01	EQUIP LIST & WEIGHT AND BALANCE CHANGE	06 15 77
02	EQUIPMENT LIST CHANGE.....	08 10 77
03	CHANGE ELECTRICAL NOSE STEERING TO HYDRAULIC	12 19 77
04	EQUIPMENT LIST CHANGE	10 27 80
05	EQUIPMENT LIST CHANGE.....	04 14 81
06	CHANGE TO LOADING INSTRUCTIONS.....	03 25 82
07	LOADING HIGH DENSITY INDUSTRIAL EQUIPMENT	01 20 83
08	ADD LIST OF REVISION PAGES.....	11 15 83
09	CORRECTED NOSE AND WING JACK PADS INCHES/ARM.....	11 29 05

METRO II/IIA SA226-TC FLIGHT MANUAL SECTION VI DATED 12 01 76

REV. NO.	DESCRIPTION	DATE
----------	-------------	------

TECHNICAL PUBLICATIONS INDEX

01	SPARE BULBS FOR COCKPIT LIGHTING	12 19 77
02	ENGINE GROUND STARTS & HYDROPLANING	07 20 79
03	PILOT OP TIPS & EXTERNAL POWER SWITCH.....	12 21 79
04	ENG FLAMEOUT DUE TO ICE SHEDDING FROM SPINNER.....	02 25 81
05	LANDING DIST OVER 50' WITH ICE	01 28 82
06	ADD POWER SETTING CHART	05 05 82
07	MAX POWER SETTING CHART	07 15 82
08	ADD LIST OF REVISION PAGES.....	11 15 83
09	APPROVED ENGINE OILS, NOISE CONTROL	11 30 84
10	REVISED DATA	09 14 95
11	REVISED DATA	07 06 01

METRO III/IIA SA226-TC FLIGHT MANUAL SUPPLEMENTS

SUP/REV	DESCRIPTION	DATE
SUP 01	BENDIX MODEL M-4C FLIGHT CONTROL SYSTEM	01 14 71
SUP 02	BONZER TRN-70 RADAR ALTIMETER	01 14 71
SUP 03	RCA AVQ-55 WEATHER RADAR	01 14 71
SUP 04	SPERRY STARS IVB FLIGHT DIRECTOR	01 14 71
SUP 05	OIL PRESSURE AND PITOT HEAT LIMITS (WAS SUP 9)	01 09 74
SUP 06	ALCOHOL-WATER INJECTION SYSTEM LIMITS (WAS SUP 11)	01 11 74
SUP 07	ALCOHOL-WATER INJECT LIMITS (TC-208) (WAS SUP 12).....	03 29 74
SUP 08	D.C. VOLTMETER RETROFIT (WAS SUP 17)	05 27 75
SUP 09	LOW PRESSURE TIRES (WAS SUP 19).....	05 06 75
SUP 10	HIGH ALTITUDE KIT (WAS SUP 26).....	11 06 75
REV 01	TAKEOFF POWER (REV 1 TO SUP 10)	05 05 82
REV 02	ENGINE FAILURE NOTE ADDED (REV 2 TO SUP 10).....	07 14 82
REV 03	ADD UPCO 1337-1 ROCKET MOTOR.....	12 20 83
SUP 11	REDUCED FUEL CAPACITY (WAS SUP 22).....	11 06 75
SUP 12	31,000 FOOT OPERATING ALTITUDE (WAS SUP 25).....	06 06 76
SUP 13	CONTINUOUS AWI SYSTEM (WAS SUP 26).....	08 05 76
REV 01	ENGINE TORQUE (REV 1 TO SUP 13)	12 17 81
REV 02	TAKEOFF POWER (REV 2 TO SUP 13)	05 05 82
SUP 14	DELETED (INCORPORATED IN MAIN MANUAL).....	08 10 77
SUP 15	DELETED (INCORPORATED IN MAIN MANUAL).....	08 10 77
SUP 16	GROUND AIR CONDITIONING CONNECTOR.....	05 31 77
SUP 17a	TILLER WHEEL NOSE GEAR STEERING	09 07 82
SUP 18	EMERGENCY AWI SYSTEM (PUMP OPERATED)	07 05 77
REV 01	ENGINE FAILURE NOTE (REV 1 TO SUP 18)	07 14 82
SUP 19	INDEPENDENT PITOT HEAT CONTROL	06 28 77
SUP 20	ANTI-SKID BRAKE SYSTEM	11 14 78
SUP 21	SPEED LEVER NOSE WHEEL STEERING SWITCH.....	04 26 79
SUP 22	FLYOVER SOUND LEVEL COMPLIANCE..... (R)	09 29 80
SUP 23	REDUCED POWER TAKEOFF	08 08 79
SUP 24	FUEL QUANTITY PLACARDS.....	12 14 78
SUP 25	179 CUBIC FOOT OXYGEN SUPPLY	(R) 08 18 86
SUP 26	13,230 POUND TAKEOFF WEIGHT (TC-398 & SUBSEQUENT).....	12 29 80
REV A	MINIMUM CREW REQUIREMENTS (REV A TO SUP 26).....	12 31 80
REV B	REVISED LANDING DISTANCES (REV B TO SUP 26).....	07 31 81
REV C	MINIMUM CREW (REV C TO SUP 26)	01 11 82
REV D	MAXIMUM T/O WT CONT WET POWER (REV D TO SUP 26).....	01 28 82
REV E	ADDED MAXIMUM ZERO FUEL WEIGHT TO LIMITATIONS.....	01 12 98
SUP 27	DETERIORATED POWER OPERATION.....	07 29 81
REV 01	OAT FOR EMERG AWI OP & LANDING WT (REV TO SUP 27).....	08 28 81
REV 02	LIMITATION NOTES (REV 2 TO SUP 27)	02 10 82
REV 03	FIGURE REFERENCE ADDED (REV 3 TO SUP 27).....	05 05 82
REV 04	FIGURE REFERENCE TO WORK SHEET (REV 4 TO SUP 27)	07 14 82
REV 05	CLARIFY DEFINITION OF T/O POWER (REV 5 TO SUP 27)	08 17 83
SUP 28	OPERATION WITH SPADE DOORS REMOVED.....	01 11 82
REV 01	PERFORMANCE SPADE DOORS REMOVED (REV 1 TO SUP 28).....	07 14 82



Ontic Engineering and Manufacturing, Inc

TECHNICAL PUBLICATIONS INDEX

REV 02	CLARIFICATION OF APP/ AC MOD/SN (REV 2 TO SUP 28).....	08 17 83
REV 03	OPERATION OF METRO IIA AT OR BELOW 12,500 POUNDS	05 14 85
REV 04	PROVIDE FOR A/C TC-416 AND ABOVE	02 24 86
SUP 29	CONRAC SAS	07 20 82
REV 01	REPRINT	05 31 83
REV 02	NUMBERED, RENAMED, REPRINTED AND REISSUED	12 07 88
UN	13,100 POUND TAKEOFF WEIGHT FOR METRO IIA.....	06 19 80
UN	FIVE-COMPARTMENT CARGO CONFIGURATION (IF MODIFIED IAW STC SA 763SW AND FAIRCHILD AIRCRAFT DRAWING 27-14058).....	11 28 89
UN	COCKPIT VOICE RECORDER (IF INSTALLED PER SB 226-23-001).....	01 03 92
UN	SIX-COMPARTMENT CARGO CONFIGURATION (IF INSTALLED PER FAIRCHILD DWG 27-14132-23).....	03 18 93
UN	SIX-COMPARTMENT CARGO CONFIGURATION (IF INSTALLED PER FAIRCHILD DWG 27-14132-1/-19).....	03 22 93
UN	ALLIEDSIGNAL AEROSPACE MK-VI GROUND PROXIMITY WARNING SYSTEM (GPWS) (IF INSTALLED PER FAIRCHILD AIRCRAFT DRAWING NUMBER 27-88105)..... (R)	05 07 96
UN	BENDIX/KING CAS TCAS I TRAFFIC ALERT AND COLLISION AVOIDANCE SYSTEM (IF INSTALLED PER FAIRCHILD AIRCRAFT DRAWING 27-88107, SB 226-23-002, SB 227-23-004, OR SB CC7-23-002).....	04 13 94
UN	FIVE-COMPARTMENT CARGO CONFIGURATION (27-14132-25) (FOR AIR- PLANES WITHOUT SEAT TRACKS BUT WITH ADDITIONAL PAN FITTINGS)	04 18 94
UN	EMERGENCY LOCATOR TRANSMITTER (ELT) (WHEN INSTALLED PER FAIRCHILD AIRCRAFT DRAWING 27K82795).....	11 26 99
REV 01	CORRECTED SECOND FREQUENCY NUMBER FROM 234.0 TO 243.0	08 30 00
UN	PITOT HEAT WARNING SYSTEM (WHEN INSTALLED PER FAIRCHILD AIRCRAFT DRAWING 27K14063)	02 03 00
UN	AUTO/CONT IGNITION SYSTEM (WHEN INSTALLED PER FAIRCHILD AIRCRAFT DRAWING 27K82087)	02 24 00
REV 01	REVISED PAGES 2, 3, AND 7	09 06 01
REV 02	REVISED PAGES 2 AND 5.....	12 12 02
UN	PITOT HEAT INDICATION IF INSTALLED PER M7 AEROSPACE DRAWING 27K14063-009	03 05 08

SA226 SERIES AIRFRAME INSPECTION MANUAL ST-UN-M002 **REISSUE A 12 09 86**
[P/N'S: PAPER 27-10054-035; INCLUDED WITH 27-10054-031, 27-10054-033 AND 27-10054-213 / ELECTRONIC
27-10054-225. INSPECTION MANUAL SET; INCLUDES ST-UN-M002, SUPPLEMENTAL INSPECTION DOCUMENT,
LETTERCHECK, AND PHASE INSPECTION]

REV. NO.	DESCRIPTION	DATE
A-13	REVISED PAGES i, v, 3, AND 13-70	04 25 12
TR-001	CLARIFIED DOOR LATCH INSPECTION REQUIREMENTS. INCLUDED ALL POTENTIALLY INSTALLED LATCH ASSEMBLY PART NUMBERS. ADDED CABIN DOOR SILL INSPECTION REQUIREMENT	11 17 14
TR-005	UPDATES SUPPLEMENT A, SYSTEM INSPECTIONS AND LIFE LIMITS	03 10 21

SA226/SA227 SERIES SUPPLEMENTAL INSPECTION DOCUMENT (SID) **INITIAL ISSUE 09 27 99**
[P/N'S: PAPER 27-10054-213; INCLUDED WITH 27-10054-031, 27-10054-033 AND 27-10054-035 / ELECTRONIC
27-10054-225. INSPECTION MANUAL SET; INCLUDES ST-UN-M002, SUPPLEMENTAL INSPECTION DOCUMENT,
LETTERCHECK, AND PHASE INSPECTION]

REV. NO.	DESCRIPTION	DATE
F	REVISED DATA	05 01 12
TR-002	APPENDIX C, PG 9 OF 14.....	05 18 15

SA226/SA227 FIELD MAINTENANCE PROCEDURES (FMP) 57-011 EDDY-CURRENT **INITIAL ISSUE 09 06 96**
INSPECTION PROCEDURES. B.L. 9 (INCLUDED IN SUPPLEMENTAL INSPECTION
DOCUMENT (SID)

REV. NO.	DESCRIPTION	DATE
02	REVISED DATA	08 12 04

TECHNICAL PUBLICATIONS INDEX

TR-002 APPENDIX C, PG 9 OF 14..... 05 18 15

METRO II SA226 SERVICING AND RECOVERY MANUAL

REISSUE A SEP 97

[P/N'S: PAPER 27-10054-029 / INCLUDED ON ELECTRONIC 27-10054-218]

REV. NO.	DESCRIPTION	DATE
----------	-------------	------

SA226 SERIES MAINTENANCE MANUAL

INITIAL ISSUE 11 25 72

[P/N'S: PAPER 27-10054-047 / ELECTRONIC 27-10054-048; INCLUDES 27-10054-078]

REV. NO.	DESCRIPTION	DATE
128	REVISED CHAPTER 24, 26, 27, 29, 32 AND 34.....	12 21 21

SA226 SERIES ILLUSTRATED PARTS CATALOG

INITIAL ISSUE 10 01 72

[P/N'S: PAPER 27-10054-045 / ELECTRONIC 27-10054-046]

REV. NO.	DESCRIPTION	DATE
109	REVISED ALPHA AND NUMERIC INDICES, AND CHAPTERS 26, 27, 30, 32, 52, 53, 76 AND 82.....	01 04 22
TR27-11	RUDDER, BELLCRANK, & TORQUE TUBE SYSTEM ALT. PNs.....	07 15 24
TR27-12	ELEVATOR QUADRANT ASSEMBLY ALT. PNs.....	07 15 24
TR32-18	IMPROVED MASTER CYLINDER INSTALLATION PN CORRECTION.....	07 15 24
TR55-01	ELEVATOR ASSEMBLY ALT. PNs AND UPDATE ASSEMBLY.....	07 15 24

SA226/227 SERIES STRUCTURAL REPAIR MANUAL

INITIAL ISSUE 03 01 83

[P/N'S: PAPER 27-10054-079 / ELECTRONIC 27-10054-080]

REV. NO.	DESCRIPTION	DATE
40	REVISED CHAPTERS 53, 54, 56, AND 57	02 28 13
TR54-16	54-90-50, PG 34.....	04 18 13
TR51-21	51-30-02, PG 10.....	01 13 14
TR53-22	53-90-10, PGS 1, 2, 67, 68	01 30 14
TR52-17	52-90-30, PGS 1, 15-18	02 07 14
TR57-18	57-90-60, PG 36.....	02 10 14
TR52-19	52-90-30, PG 13.....	02 11 14
TR57-20	57-90-20, PGS 51-60	02 12 14
TR53-23	53-90-20, PGS 71-74.....	02 13 14
TR57-24	57-90-10, PGS 1, 2, 77-90, 95, 109-132.....	02 18 14
TR53-25	53-90-10, PGS 1, 2, 27-36.....	10 31 14
TR53-24	53-90-10, PGS 1, 2, 69-74	11 19 14
TR54-27	54-90-10, PGS 1, 55-58.....	05 25 19
TR57-26	57-90-55, PGS 1-6.....	04 02 19

SA226 SERIES WIRING MANUAL

INITIAL ISSUE 02 15 77

[P/N'S: PAPER 27-10054-043; INCLUDES 27-10054-189 / ELECTRONIC 27-10054-044; INCLUDES 27-10054-190]

REV. NO.	DESCRIPTION	DATE
40	REVISED FRONT MATTER AND CHAPTER 20.....	02 26 20

SA226 SERIES ELECTRICAL EQUIPMENT LIST

INITIAL ISSUE 08 25 00

[P/N'S: PAPER 27-10054-189; INCLUDED WITH 27-10054-043 / ELECTRONIC 27-10054-190; INCLUDED ON 27-10054-044]

REV. NO.	DESCRIPTION	DATE
12	REVISED FRONT MATTER AND SECTIONS A CODE, H/HA/HT, K, L, M, P, AND S	02 26 20

TECHNICAL PUBLICATIONS INDEX

SA226/227 SERIES ILLUSTRATED TOOL AND EQUIPMENT MANUAL **REISSUE 11 01 00**
[P/N'S: PAPER 27-10054-077 / ELECTRONIC 27-10054-078: INCLUDED ON 27-10054-048]

REV. NO.	DESCRIPTION	DATE
05	REVISED TABLE OF CONTENTS AND ADDED PAGES 95 THRU 98.....	01 29 15

SA226 SERIES LETTER CHECK INSPECTION PROGRAM **INITIAL ISSUE 11 01 76**
[P/N'S: PAPER 27-10054-033; INCLUDES 27-10054-035 AND 27-10054-213 / ELECTRONIC 27-10054-225. INSPECTION MANUAL SET; INCLUDES ST-UN-M002, SUPPLEMENTAL INSPECTION DOCUMENT, LETTER CHECK AND PHASE INSPECTION]

REV. NO.	DESCRIPTION	DATE
A	COMPLETE REISSUE, REPLACES REV 23 AND INCORPORATES TRB-04, CHANGES DETAILED IN REISSUE A LETTER OF TRANSMITTAL	04 15 21
C-01	TEMPORARY REVISION CORRECTING TRANSPOSED NUMBERS AS NOTED ON PAGE C-25 ...	04 22 24

IMPORTANT NOTICE: IT IS RECOMMENDED OPERATORS INCORPORATE REISSUE A CHANGES INTO THEIR INSPECTION PROGRAM NO LATER THAN 12 CALENDAR MONTHS FROM THE DATE OF THE REVISION.

SA226TC PHASE INSPECTION MANUAL **INITIAL ISSUE 12 01 89**
[P/N'S: PAPER 27-10054-031; INCLUDES 27-10054-035 AND 27-10054-213 / ELECTRONIC 27-10054-225. INSPECTION MANUAL SET; INCLUDES ST-UN-M002, SUPPLEMENTAL INSPECTION DOCUMENT, LETTER CHECK AND PHASE INSPECTION]

REV. NO.	DESCRIPTION	DATE
18	REPLACES REV 17 AND INCORPORATES TR603-05 AND TR604-07, CHANGES DETAILED IN REVISION 21 LETTER OF TRANSMITTAL.....	04 15 21

IMPORTANT NOTICE: IT IS RECOMMENDED OPERATORS INCORPORATE REVISION 18 CHANGES INTO THEIR INSPECTION PROGRAM NO LATER THAN 12 CALENDAR MONTHS FROM THE DATE OF THE REVISION.

SA226 SERIES SERVICE BULLETINS **REISSUE 03 07 16**
[SERVICE INFORMATION INCLUDES: BULLETINS, LETTERS, AND NOTES - P/N'S: PAPER 27-10054-039 / ELECTRONIC 27-10054-040]

NUMBER	DESCRIPTION	DATE
11-001	INCREASE FWD BAGGAGE COMPARTMENT CAPACITY	03 01 83
11-002	AIRCRAFT IDENTIFICATION	12 08 87
21-001	INSTALL ADD THERM SWITCH HOT AIR DUCT	(R) 09 05 75
21-002	MODIFICATION OF CABIN AIR DUCTS	(R) 09 11 75
21-003	DOOR SEAL VALVE - INSTALLATION OF VENT HOLE.....	(R) 09 11 75
21-004	DOOR SEAL VALVE - INSTALLATION OF VENT HOLE.....	(R) 09 11 75
21-005	MODIFICATIONS TO IMPROVE SCREEN DEICING	(R) 09 11 75
21-006	MASS FLOW VALVE CONTROL CHANGE.....	(R) 09 11 75
21-007	IMPROVED OPERATION OF ANTI-ICE SUBSYSTEM.....	12 18 75
21-008	IMP OPERATION OF PNEUMATIC ANTI-ICE SUBSYSTEMS	04 19 77
21-008	SUPPLEMENT 1	05 03 77
21-009	ADDITION OF BLEED AIR HEAT EXCHANGER	05 11 77
21-010	INSTALLATION OF IMPROVED BLEED AIR DUCT	04 22 77
21-011	IMPROVED CABIN AIR CIRCULATION	09 16 77
21-012	USE OF FRESH AIR FAN WHILE IN FLIGHT	09 09 77
21-013	DUAL ELECTRIC CABIN TEMPERATURE CONTROL SYSTEM.....	08 28 81
21-014	IMPROVE DISTRIBUTION SYSTEM	(R) 10 03 86
21-015	MOISTURE BARRIER INSTALLATION	(R) 11 04 87
21-016	AIR CONDITIONING CONTROL VALVE RELOCATION.....	02 02 83
21-017	ANTI-ICE SCREEN INSTALLATION.....	10 24 85
21-018	NOT ISSUED	
21-019	IMPROVED COCKPIT FRESH AIR OUTLET	02 10 94

TECHNICAL PUBLICATIONS INDEX

NUMBER	DESCRIPTION	DATE
21-020	MODIFICATION - ALTERNATE CABIN ALTITUDE WARNING SWITCH	07 08 08
21-021	COCKPIT SHIELD INSTALLATION AT LEFT AND RIGHT CIRCUIT BREAKER CONSOLES	12 09 11
21-022	PERFORM PRESSURE TEST OF BLEED AIR HEAT EXCHANGER TUBE ASSEMBLY FORWARD OF THE FIRE WALL	(R) 10 08 15
A22-001	AUTOPILOT TRIM MODIFICATION	(R) 09 11 75
23-001	COCKPIT VOICE RECORDER	(R) 01 09 92
24-001	REPOSITION BATTERY LEAD CABLES	(R) 08 04 08
24-002	BUS WIRE TERMINATIONS - INSPECT & REPAIR AS REQ	(R) 09 16 75
24-003	INSTRUCTIONS FOR INSTALL OF BAT OVERHEAT WARNING	(R) 09 16 75
24-004	REMOVING OF DIODE IN EXTERNAL POWER CIRCUIT	(R) 09 15 75
24-005	REPLACEMENT OF JUMPER IN START CIRCUIT	(R) 09 16 75
24-006	INSTALLATION OF THE START MODE CONTROL	(R) 09 16 75
24-007	BATTERY RELOCATION	(R) 09 16 75
24-008	INSTALL PANEL MOUNTED VOLTMETER & SEL SWITCH	(R) 09 16 75
24-009	RELOCATION OF CONTROL WIRE AT START CONTROL RELAY	08 26 75
24-010	INSTALLATION OF CIRCUIT BREAKERS IN METER LEADS	10 10 75
24-011	INST OF INSULATION ON LANDING GEAR & FLAP SELECT SW	01 14 76
24-012	AUXILIARY BATTERY CIRCUIT REWORK	10 17 77
24-013	INSTRUCTIONS FOR INSTALL OF IMPROVED STARTER-GEN	10 11 78
24-014	CIRCUIT BREAKER & WIRING GAUGE CHANGE	(R) 04 11 79
A24-015	INSPECTION OF BATTERY OVERTEMP WIRING	09 19 79
24-016	SUPERSEDED BY SB 24-022	
24-017	DELETE GENERATOR COOLING EXHAUST DUCT	07 10 80
24-018	REMOTE VOLTAGE REGULATOR ADJUSTMENT	(R) 01 07 81
24-019	COVER AND SECURE BATTERY BOX WIRING	(R) 11 21 08
24-020	BATTERY POWER CABLE PROTECTION	(R) 08 04 08
24-021	J-BOX SPECIAL CHECK AND INSTALLATION OF INSULATOR	03 21 83
24-022	IMPROVED BATTERY RELAY	06 14 84
24-023	D C GENERATION SYSTEM IMPROVEMENTS	(R) 01 23 89
24-024	RELOCATION OF GROUND POWER RECEPTACLE	03 21 84
24-025	KEELSON WIRE BUNDLE PROTECTION	09 20 84
24-026	IMPROVE VOLTAGE REGULATOR ACCESS	(R) 09 05 14
24-027	D.C. GENERATOR SYSTEM IMPROVEMENTS	(R) 02 22 89
24-028	GROUND POWER RECEPTACLE RELOCATION	04 29 88
24-029	ALTERNATE FIREWALL CONNECTORS	12 07 88
24-030	HERMETIC SEALED BATTERY RELAY	(R) 06 14 92
24-031	DC GENERATOR SELF EXCITATION CONTROL SYSTEM CHANGE	(R) 12 29 98
24-032	BATTERY RELAY BUS DIODE REMOVAL	08 07 89
24-033	IMPROVED GENERATOR CONTROL RELAY	(R) 07 31 14
24-034	CURRENT LIMITER PROTECTION	(R) 08 10 99
24-035	CONCORDE, SEALED LEAD-ACID BATTERIES	01 31 07
24-036	INSPECTION OF ELECTRICAL WIRES/COMPONENTS, HYDRAULIC AND BLEED AIR TUBE ASSEMBLIES AT LH/RH INBOARD WING LEADING EDGE/BATTERY BOX AREAS, LH/RH WING STATIONS 51.167 TO 81.174 AND AT ALL FEED THROUGH LOCATIONS INTO THE LH/RH, INBOARD KEELSON	(R) 11 21 08
24-037	GROUNDING JACKS INSTALLATION	07 30 08
24-038	BUS TIE SWITCH INSPECTION AND/OR REPLACEMENT	(R) 12 05 11
24-039	IMPROVED BATTERY RELAY	04 26 11
24-040	WINDSHIELD HEAT CIRCUIT BREAKER MODIFICATION	05 16 11
25-001	MISCELLANEOUS IMPROVEMENT ITEMS	(R) 09 16 75
25-002	IMPROVED RELIABILITY OF CREW SEAT LOCKING PINS	09 16 77
25-003	INSP AND REPLACEMENT OF CARGO & SEAT FITTINGS	(R) 11 15 78
25-004	INSTALLATION OF CREW SHOULDER HARNESS KIT	(R) 02 17 14
25-005	INSTALLATION OF UNDER SEAT RESTRAINT	09 15 80
25-006	INSTALLATION OF IMPROVED SEAT HINGE COVER	12 18 79
25-007	CREW CHAIR VERTICAL ADJUST MECHANISM IMPROVEMENT	(R) 05 28 85
25-008	PASSENGER SEAT BELT HINGE STOP MODIFICATION	01 29 85
26-001	INST OF RUBBER BOOT OVER DETECTOR ELECTRICAL CONNECTION	07 31 79
26-002	NOT ISSUED	
26-003	WHEEL WELL FIRE PROTECTION	(R) 08 10 01



Ontic Engineering and Manufacturing, Inc

TECHNICAL PUBLICATIONS INDEX

NUMBER	DESCRIPTION	DATE
26-004	TURBINE FAIL THERMOSTAT MODIFICATION	06 17 11
26-005	PERFORM DETAIL VISUAL INSPECTION (DVI) OF ALL INSTALLED FENWAL OVERHEAT DETECTORS IN WHEEL WELLS AND ENGINE COMPARTMENTS	09 26 14
27-001	REPLACE ROLLERS BETWEEN SPARS WITH PULLEYS	(R) 09 18 75
27-002	ADJUST RUDDER/AILERON INTERCONNECT SPRINGS	(R) 09 18 75
27-003	DEICE MODIFICATION	(R) 10 09 75
27-004	PITCH TRIM ACTUATOR-INCREASE IN TIME BETWEEN O/H	(R) 05 31 78
27-005	RUDDER TRIM CONTROL ROD.....	(R) 10 21 75
27-006	INSPECTION & REPAIR OF RUDDER TRAILING EDGE SKIN	(R) 10 21 75
27-007	STAB ACTUATOR-REPLACE TO ENSURE IRREVERSIBILITY.....	(R) 10 21 75
27-008	INSPECTION OF RUDDER BELLCRANK FOR HARDNESS.....	(R) 10 21 75
27-009	INSTALLATION OF AILERON CONTROL CABLE GUARD	(R) 10 21 75
27-010	INSPECTION & ADJUSTMENT OF AILERON TAB GAP	(R) 10 21 75
27-011	IMPROVED RUDDER TAB LINK ASSEMBLY	(R) 10 21 75
27-012	RESCINDED	
27-013	RESCINDED	
27-014	AILERON BALANCE WEIGHT ATTACHMENT	(R) 10 21 75
A27-015	SPAR CRACKS - INSPECTION AND REPAIR.....	(R) 10 22 75
A27-016	SPAR CRACKS - INSPECTION AND REPAIR.....	(R) 10 22 75
27-017	IMPROVE STABILIZER TRIM ACTUATOR AVAILABILITY	(R) 10 22 75
27-018	MODIFICATION OF AILERON TRIM TAB LEADING EDGE	(R) 10 22 75
27-019	REPLACE TRIM LIMIT SW MOUNTING BRACKET & ROD.....	(R) 10 22 75
27-020	INSTALLATION OF OILITE BEARINGS ON RUDDER PEDAL.....	01 14 76
27-021	FLIGHT CONTROLS-RUDDER AND TAB.....	11 11 76
27-022	INSTALLATION OF CABLE GUARD AND RETAINER.....	(R) 01 21 82
27-023	ELEVATOR/HORIZONTAL STABILIZER SUPPORT MODIFICATION	11 13 79
A27-024	INSPECTION OF SAS SERVO	11 13 79
A27-025	INSPECTION OF AILERON CONTROL CABLE ROUTING.....	03 21 80
27-026	INSTALLATION-ADJUSTABLE ANGLE OF ATTACK TRANSMITTER BRACKET.....	05 09 80
27-027	RUDDER CABLE ATTACHING HARDWARE-INSPECT & REPLACE	07 17 80
A27-028	INSPECTION OF YAW DAMPER AND SAS SERVO.....	12 11 80
27-029	INSPECTION OF ELEVATOR MASS BALANCE WEIGHTS.....	04 23 81
27-030	AILERON BALANCE REQUIREMENTS.....	06 03 81
27-031	ELEVATOR RETURN SPRING AND ATTACHING BOLTS INSPECT	07 08 81
27-032	RELOCATION OF ELEVATOR DOWN SPRING	(R) 01 19 83
A27-033	REMOVAL OF SECOND CLUTCH FROM CONRAC SAS SERVO	(R) 01 06 83
27-034	RUDDER GUST LOCK REWORK.....	03 20 84
27-035	RUDDER TORQUE TUBE.....	(R) 09 19 84
27-036	IMPROVED FLAP CONTROL HANDLE BRACKET	03 20 84
27-037	CONRAC SAS SYS - INSPECTION AND RECALIBRATION.....	(R) 06 12 13
27-038	ROSEMOUNT SAS SYSTEM-INSPECTION AND RECALIBRATION	(R) 07 26 99
27-039	REWORK OR REPLACE 27-71016 BELLCRANK ASSEMBLY	(R) 12 09 86
27-040	RUDDER PEDAL BELLCRANK HARDWARE INSPECTION.....	07 31 85
27-041	ALTERNATE ELEVATOR GUST LOCK.....	(R) 02 18 86
27-042	PITCH TRIM ACTUATOR REPLACEMENT	(R) 03 24 87
27-043	IMPROVED SAS SERVO IDLE CONTROL ASSEMBLY	03 05 87
27-044	AILERON TRIM CABLE DRUM GUARD PIN	06 08 87
27-045	RUDDER BELLCRANK IMPROVEMENTS	06 18 87
27-046	AILERON BELLCRANK HOUSING MODIFICATION	02 19 88
27-047	RUDDER HINGE BOLTS - IMPROVED ACCESS.....	01 27 88
27-048	ELEVATOR CONTROL CABLE HARDWARE	07 26 89
27-049	CANCELLED	
27-050	ELEVATOR TORQUE TUBE.....	01 22 90
27-051	RUDDER BELLCRANK HINGE ASSEMBLY REWORK.....	05 19 94
27-052	REPLACEMENT OF TURN AND SLIP INDICATOR.....	07 23 93
27-053	INCREASED SERVICE LIFE OF 27-42030 RUDDER BELLCRANK.....	(R) 01 05 9
27-054	RUDDER TORQUE TUBE DRAIN HOLE	05 22 95
27-055	RUDDER CONTROL LOCK WELDMENT AND BELLCRANK INSPECTION - OPTIONAL IMPROVED STRENGTH RUDDER TORQUE TUBE, CONTROL LOCK WELDMENT AND ALUMINUM BELLCRANK INSTALLATION.....	08 09 95

TECHNICAL PUBLICATIONS INDEX

NUMBER	DESCRIPTION	DATE
27-056	NOT ISSUED	
27-057	RUDDER TRIM TAB ACTUATOR DECAL	09 08 95
27-058	REWORK OF UP/DOWN ELEVATOR QUADRANT STOPS AND LH/RH RUDDER BELLCRANK STOPS	05 15 96
27-059	NOT ISSUED	
27-060	CONTROL COLUMN ROLLER BEARING AND ELEVATOR ROD END BEARING INSPECTION/REPLACEMENT	(R) 12 05 14
27-061	CONTROL COLUMN PIVOT IMPROVEMENT	06 16 97
27-062	INSTALLATION OF SIMMONDS PRECISION P/N DL5040M5 AND/OR DL5040M6 PITCH TRIM ACTUATOR	11 18 98
27-063	INSTALLATION OF SIMMONDS PRECISION P/N DL5040M8 PITCH TRIM ACTUATOR (PTA)	(R) 11 18 02
27-064	INSTALLATION OF BARBER-COLMAN P/N 27-19008-006/-007 PITCH TRIM ACTUATOR	03 08 99
27-065	INSTALLATION OF FAIRLEADS AT F.S. 174.06	12 05 00
27-066	LIFE LIMIT FOR RUDDER GUST LOCK ASSEMBLY, PART NUMBER 27-70066-001, OF 5000 HOURS	09 29 03
27-067	INSPECT 26-72003 RUDDER PEDALS FOR CRACKS	04 02 04
27-068	NOT ISSUED	
27-069	NOT ISSUED	
27-070	GRAVEL GUARD INSTALLATION	09 19 08
27-071	PILOT'S AND COPILOT'S CONTROL COLUMN ACCESS PANELS MODIFICATION	04 28 09
27-072	FLIGHT CONTROL CABLE REPLACEMENT	06 27 11
27-073	INSPECTION AND REPAIR / REPLACEMENT OF PITCH TRIM ACTUATOR FUSELAGE FITTINGS	(R) 10 14 11
27-074	INSPECTION AND LUBRICATION OF THE AILERON CONTROL CABLE CHAIN IN THE PILOT'S AND COPILOT'S CONTROL COLUMNS	(R) 10 23 13
27-075	INSPECTION/REPLACEMENT OF THE AILERON CONTROL SYSTEM ROD END BEARINGS	09 04 14
27-076	INSPECTION OF THE AILERON LINK ROD, BELLCRANK, AND AILERON HINGE BRACKET FOR DAMAGE	09 04 14
27-077	INSPECTION/REPAIR OF WIRING HARNESES IN THE VERTICAL STABILIZER	08 18 14
27-078	INSPECTION OF COCKPIT CONTROL COLUMN HORIZONTAL TUBE FOR CRACKS	10 08 15
27-079	INSPECTION OF RUDDER BELLCRANK	(R) 10 12 15
27-080	INSPECTION OF THE ELEVATOR CONTROL SYSTEM ROD END BEARINGS	(R) 02 23 16
27-081	PITCH TRIM ACTUATOR UPPER ATTACH FITTINGS INSPECTION	(R) 04 29 19
27-082	ELEVATOR QUADRANT BEARING AND BORE INSPECTION	11 28 16
27-083	RUDDER PEDAL BELLCRANK, PIVOT BOLT/BEARING AND CONNECTING ROD ENDS INSPECTION	(R) 11 12 19
27-084	ELEVATOR TORQUE TUBE ASSEMBLY AND WELDMENT INSPECTION	(R) 10 27 23
27-085	RESERVED	XX XX XX
27-086	INSPECTION OF THE AILERON TRIM TAB PUSHROD BEARINGS	10 27 23
27-087	INSPECTION OF PITCH TRIM ACTUATORS	(R) 08 16 24
28-001	AC BOOST PUMP SUBMERGED WIRING REPLACEMENT	(R) 10 28 75
28-002	BOOST PUMP SUBMERGED WIRING CONNECTORS	(R) 10 29 75
28-003	INSTALLATION OF FUEL TANK WATER DRAIN VALVE	(R) 10 29 75
28-004	RELOCATION OF FUEL FILLER	(R) 10 29 75
28-005	ADDITION OF FUEL C/F SWITCH LIGHT ON INST PANEL	04 11 79
28-006	FUEL SYSTEM - FLAPPER VALVE ASSEMBLY	02 12 81
28-007	INSTALLATION OF FUEL CROSS FLOW SWITCH GUARD	11 13 84
28-008	INSTALLATION OF FUEL VENT SYSTEM CLAMPS	10 18 84
28-009	SUPERSEDED BY 28-011	
28-010	REMOVAL AND REPLACEMENT OF FUEL SHUTOFF VALVE	04 24 86
28-011	FUEL BOOSTER PUMP WIRING HARNESS REPLACEMENT AND BOOSTER PUMP WIRING MODIFICATION	(R) 09 17 87
29-001	TO PERMIT SURGE HYDRAULIC PRESS OVER 2,100 PSI	(R) 10 21 75
29-002	INSTALLATION OF HYDRAULIC ACCUMULATOR	03 29 76
29-003	IMPROVED HYDRAULIC SWITCH ENVIRONMENT	11 01 78
29-004	HYDRAULIC BLEED OFF LINE INSTALLATION	(R) 09 10 80
29-005	HYDRAULIC - TUBING (IN SERVICE HYDRAULIC LEAKS)	(R) 07 19 85
29-006	HYDRAULIC GROUND SERVICE QUICK ACCESS PANEL	05 11 84



Ontic Engineering and Manufacturing, Inc

TECHNICAL PUBLICATIONS INDEX

NUMBER	DESCRIPTION	DATE
29-007	REPLACEMENT OF HYD SYS PRESS AND SHUTTLE VALVE	06 25 84
29-008	RELOCATION OF LG & FLAP HYD CONTROL DIODES	05 10 85
29-009	REPLACEMENT OF HYDRAULIC SHUTOFF VALVE	02 29 88
29-010	HYDRAULIC SYSTEM.....	03 17 88
30-001	REQUIREMENTS FOR APPROVAL (MERLIN III).....	(R) 10 29 75
30-002	REQUIREMENTS FOR APPROVAL (MERLIN IV)	(R) 10 29 75
30-003	REQUIREMENTS FOR APPROVAL (METRO)	(R) 10 29 75
30-004	MOD & FLOW CHECK OF ENGINE AIR INLET COWL	(R) 10 29 75
30-005	MOD & FLOW CHECK OF ENGINE AIR INLET COWL	(R) 10 29 75
30-006	REPLACEMENT OF DEICE PRESSURE REGULATOR	(R) 10 29 75
30-007	INSTALLATION OF LEADING EDGE PROTECTIVE GUARDS.....	(R) 10 29 75
30-008	INSTALLATION OF LEADING EDGE PROTECTIVE GUARDS.....	(R) 10 29 75
30-009	INDEPENDENT OPERATION OF PITOT & SAS HEAT CONTROLS	09 07 77
30-010	IMPROVED WINDSHIELD WIPER CONTROL CIRCUITRY	03 14 78
30-011	ENGINE INLET ANTI-ICE SYSTEM SIMPLIFICATION	(R) 05 29 92
30-012	INSTALLATION OF FILTER AND DRYER	(R) 12 20 86
30-013	PROP DEICE SYSTEM MAINT/MODIFICATION	(R) 03 15 86
30-014	PROP DEICE SYSTEM MAINT/MODIFICATION	11 18 83
30-015	REPLACEMENT OF WINDSHIELD WIPER CONTROL ASSY	03 15 86
30-016	IMPROVED WINDSHIELD WIPER SYSTEM (ROSEMOUNT INC.).....	07 23 94
30-017	BFGOODRICH FASTBOOT, PNEUMATIC DE-ICER INSTALLATION	06 25 99
30-018	PITOT HEAT INDICATION.....	(R) 06 20 08
30-019	INSTALLATION OF WINDSHIELD OVERHEAT MONITORING SYSTEM.....	(R) 01 25 13
31-001	IMPROVED TRI-UNIT METER	08 28 81
32-001	ICE PROTECTION FOR LANDING GEAR POSITION SW	(R) 11 04 75
32-002	READJUST FLAP POSITION SW FOR LAND GEAR HORN	(R) 11 04 75
32-003	REWORK OF BRAKE RESERVOIR & INSTALL OF NEW CAP	(R) 11 04 75
32-004	INSPECTION OF SPOTFACE	(R) 11 04 75
32-005	INSTALLATION OF VARIABLE AUTHORITY STEERING SYSTEM	(R) 11 04 75
32-006	INSTALLATION OF MOTOR CONTROL RELAY	(R) 11 04 75
32-007	PROVISIONS FOR 18 x 4.4 NOSE WHEEL TIRE	(R) 11 04 75
32-008	INSTALLATION OF NOSE STRUT GREASE FITTINGS.....	(R) 11 04 75
32-009	CORRECT TIRE PRESSURE PLACARDS	10 08 75
32-010	IMPROVED NOSE GEAR STEERING ACTUATOR.....	12 18 75
32-011	BRAKE RETURN SPRINGS.....	10 20 76
A32-012	VARIABLE AUTHORITY NOSE WHEEL STEERING-DEACTIVATION.....	06 30 77
32-013	INSTALLATION OF POSITION SWITCH RETURN SPRINGS	11 09 77
A32-014	INSPECTION AND REPLACEMENT OF LANDING GEAR ACTUATOR ROD ENDS	(R) 01 26 99
32-015	INSPECT OF WIRE ROUTING IN MAIN LANDING GEAR AREA	03 14 78
32-016	HYDRAULIC NOSE WHEEL STEERING	12 20 77
32-016	HYDRAULIC NOSE WHEEL STEERING (SUPP 1).....	12 22 77
32-017	REWIRING LG POSITION SWITCHES	05 11 78
32-018	MIL-H-83282 BRAKE FLUID.....	(R) 04 28 83
32-019	INSTALLATION OF LAMP GUARD & SELECTOR STOP BOLT	04 24 79
32-020	ADD OF SECOND NOSE GEAR STEERING SWITCH	06 25 79
32-021	BEEF-UP OF LANDING GEAR ACTUATOR SUPPORT	06 08 79
32-022	NOSE LANDING GEAR DOOR HINGE BOLT SAFETYING	07 18 79
32-023	INSTALLATION OF LIMITING DIODES.....	(R) 12 18 79
32-024	IMPROVED NOSE STEERING FAULT SYSTEM.....	06 26 80
32-025	ENVIRON SEALED LANDING GEAR LIMIT SWITCHES-INSTALL.....	09 19 80
32-026	MAIN LANDING GEAR DOOR SYSTEM INSPECTION	(R) 01 21 15
32-027	INSPECT OF WIRE ROUTING IN MAIN LANDING GEAR AREA	09 25 80
32-028	UP-LOCK ROLLERS	(R) 05 23 88
A32-029	INSPECTION OF MASTER CYLINDER.....	03 03 81
32-030	RESCINDED	
32-031	LANDING GEAR - BRAKES	05 11 81
A32-032	NOSE WHEEL STEERING OPERATION RESTRICTION.....	(R) 11 01 82
32-033	INSPECT MAIN LANDING GEAR STRUTS	(R) 03 02 87
32-034	IMPROVE OF NOSE LANDING GEAR EMERG RELEASE CABLE.....	01 29 82
32-035	REMOVAL OF SPADE DOORS.....	01 19 82

TECHNICAL PUBLICATIONS INDEX

NUMBER	DESCRIPTION	DATE
32-036	NOT ISSUED	
32-037	IMPROVED NOSE WHEEL STEERING.....	(R) 09 28 83
32-038	ANTI-SKID BRAKE SYSTEM BRAKE REMOVAL.....	(R) 04 30 91
32-039	LANDING GEAR - TILLER WHEEL.....	(R) 09 28 83
32-040	LANDING GEAR ACTUATOR BELLCRANKS.....	(R) 01 16 85
32-041	LANDING GEAR - BRAKE SYSTEM.....	(R) 03 11 85
32-042	LANDING GEAR - INSPECTION METHOD FOR MLG DOOR BOLT.....	02 02 83
32-043	LANDING GEAR - MLG DOOR STOP INSTALLATION.....	(R) 09 06 83
32-044	LANDING GEAR - RIGGING PIN HOLES.....	04 22 83
32-045	ROLL PIN REPLACEMENT AND SAFETYING.....	07 26 83
32-046	IMPROVED BRAKE MASTER CYLINDER.....	(R) 08 03 99
32-047	IMPROVED NOSE GEAR STRUT SERVICE ADAPTER.....	08 14 84
32-048	IMPROVED LANDING GEAR CONTROL ASSEMBLY.....	(R) 02 13 87
32-049	INST OF IMP PARKING BRAKE CONTROL CABLE CLAMP.....	11 14 84
32-050	REPLACE MOUNT ASSY (DOWNLOCK SPRING PULLEY).....	(R) 12 05 91
32-051	LANDING GEAR DOOR HINGE IMPROVEMENTS.....	(R) 07 26 85
32-052	INST LUBE FITTING IN NOSE LANDING GEAR BRACKET.....	03 19 85
32-053	NOSE GEAR UPLOCK MODIFICATION.....	06 08 87
32-054	NOT ISSUED	
32-055	MAIN LANDING GEAR DOOR TO NACELLE SKIN CLEARANCE.....	12 08 88
32-056	NOSE GEAR STEERING OPERATIONAL CHECK.....	(R) 07 07 89
32-057	LANDING GEAR UPLOCK SWITCH INSTALLATION.....	(R) 11 13 91
32-058	REPLACEMENT OF NOSE WHEEL STEERING (NWS) SERVO VALVE.....	05 15 95
32-059	MAIN LANDING GEAR DOOR ACTUATOR.....	(R) 09 08 97
32-060	INSTALLATION OF SELF LUBRICATING BUSHINGS IN THE NOSE LANDING GEAR DRAG BRACE.....	06 15 92
32-061	NOT ISSUED	
32-062	CANCELLED (PER SB 226-32-066).....	02 15 96
32-063	NOT ISSUED	
32-064	NOT ISSUED	
32-065	OZONE INDUSTRIES, INC. P/N 5453005-1, -3 OR -5 YOKE (REFERENCE: MAIN LANDING GEAR (MLG) ASSEMBLY P/N OAS5453 ALL DASH NUMBERS UP TO AND INCLUDING -19) AND P/N 5451005-1 YOKE (REFERENCE: NOSE LANDING GEAR (NLG) ASSEMBLY P/N OAS5451 ALL DASH NUMBERS UP TO AND INCLUDING -17) ULTRASONIC INSPECTION.....	(R) 09 28 95
32-066	MAIN LANDING GEAR (MLG) DOOR STOP INSTALLATION.....	02 16 96
32-067	NOT ISSUED	
32-068	INSPECTION/REWORK FOR CRACKS ON MAIN LANDING GEAR (MLG) DRAG BRACE, DRAG LINKS.....	06 23 00
32-069	OVERHAUL INSTRUCTIONS AND PARTS BREAKDOWN FOR HYDROMOTIVE, INC. (NOW, SKIDMORE-WILHELM MANUFACTURING CO.) MODEL V1-15-1000 BRAKE MASTER CYLINDER.....	(R) 10 15 10
32-070	INSPECTION/REPLACEMENT OF EXISTING ROD, CLEVIS (LOWER END) AND CLEVIS PIN, WHICH BUILD UP, P/N 26-72018/32-72006 BRAKE PEDAL PUSH ROD ASSEMBLY.....	05 28 02
32-071	RH POWER LEVER - NOSE WHEEL STEERING (NWS) SWITCH.....	03 14 07
32-072	INSPECTION, NOSE LANDING GEAR TEST SWITCH SOLDER TERMINALS.....	09 12 08
32-073	NOT ISSUED	
32-074	IMPROVEMENT OF POWER LEVER MOUNTED NOSE WHEEL STEERING SWITCH.....	04 13 09
32-075	NOSE GEAR STEERING PARK SWITCH MODIFICATION.....	(R) 06 23 09
32-076	INSTALLATION OF CAUTION PLACARD ON NOSE WHEEL STEERING ACTUATOR.....	08 19 09
32-077	INSPECTION OF BERTEA LANDING GEAR ACTUATORS FOR CRACKS.....	(R) 11 07 18
32-078	INSPECTION AND REPAIR/REPLACEMENT OF THE NOSE LANDING GEAR CENTERING ARM ASSEMBLY.....	(R) 04 16 12
32-079	INSPECTION/REPLACEMENT OF 27-51000-031 BOLT USED TO ATTACH LANDING GEAR ACTUATOR TO BELLCRANK.....	10 24 13
32-080	PENDING	
32-081	INSPECTION OF 27-51000-393 BOLT.....	08 08 14
32-082	INSPECTION/REPLACEMENT OF LANDING GEAR UPLOCK BOLT AND ROLLER.....	(R) 09 08 15
32-083	MAIN LANDING GEAR YOKE TORQUE LINK LUG AND SHAFT INSPECTION.....	08 02 16
32-084	NLG UPLOCK HOOK TUBE BOLT HOLES - INSPECTION.....	03 07 19



Ontic Engineering and Manufacturing, Inc

TECHNICAL PUBLICATIONS INDEX

NUMBER	DESCRIPTION	DATE
32-085	MAIN GEAR TORQUE LINK SHAFT INSPECTION/REPLACEMENT	02 25 19
33-001	INSPECT/REPLACE TAXI LIGHT BRACKET.....(R)	11 03 75
33-002	INSULATOR INSTALLATION AT JUNCTION BOX.....	04 08 82
33-003	PREVENT EXPOSED ELECT TERM-CABIN READING LIGHTS..... (R)	10 05 83
33-004	TAIL CONE NAVIGATION LIGHTS.....	08 28 84
33-005	NOT ISSUED	
33-006	IMPROVED TEL-TAIL LIGHT INSTALLATION	11 16 84
33-007	INSTALLATION OF ALTERNATE AUXILIARY LIGHTS TIME DELAY RELAY & BRACKET	(R) 03 30 15
34-001	O.A.T. DETECTOR MODIFICATION	11 14 84
34-002	IMPROVE PITOT STATIC DRAIN.....	11 08 86
34-003	COLLINS AUTOPILOT ADAPTER INSTALLATION..... (R)	02 24 88
34-004	NOT ISSUED	
34-005	GROUND PROXIMITY WARNING SYSTEM INSTALLATION	06 29 99
34-006	NOT ISSUED	
34-007	THREE COUNTER DRUM ALTIMETER RETROFIT.....	04 10 06
34-008	DUAL MODE S TRANSPONDER, WITH ELEMENTARY SURVEILLANCE	10 09 06
35-001	OXYGEN SYSTEM - LEAK REDUCTION	04 15 83
35-002	INSTALLATION, METALLIC COCKPIT OXYGEN PLUMBING..... (R)	08 17 84
35-003	INSTALLATION, METALLIC COCKPIT OXYGEN PLUMBING..... (R)	07 19 85
35-004	PROTECTIVE BREATHING EQUIPMENT/PART 121.337 (b) (8).....	07 10 98
52-001	REPLACE ALUM HINGE ANGLES W/SIMILAR PARTS/STEEL..... (R)	01 16 76
52-002	SUPERSEDED BY SB 52-003	
52-003	INSTALLATION OF MODIFIED SNUBBER ASSEMBLY	(R) 01 22 76
52-004	IMPROVED SERVICE LIFE DOOR HINGE	08 05 77
52-005	POSITIVE PASSENGER DOOR SNUBBER ATTACHMENT	(R) 11 15 78
52-006	MOD OF CARGO DOOR COUNTERBALANCE MECHANISM	(R) 10 02 80
52-007	BAGGAGE DOOR LATCH PROTECTORS..... (R)	05 29 79
52-008	REPLACEMENT CARGO DOOR LATCH AND/OR RECEPTACLE	(R) 02 14 14
52-009	INSPECTION OF DOOR LATCH MECHANISMS	(R) 06 12 87
52-010	INSPECTION OF DOOR LATCH MECHANISMS	(R) 08 01 80
52-011	CARGO DOOR GAS SPRING INSTALLATION..... (R)	07 13 93
52-012	NOT ISSUED	
52-013	NOT ISSUED	
52-014	INSTALLATION OF ASSIST HANDLE (REV PG 5 OF 6 ONLY)	(R) 07 31 85
52-015	PASSENGER DOOR MODIFICATION	(R) 01 21 93
52-016	NOT ISSUED	
52-017	NOT ISSUED	
52-018	MAIN CARGO DOOR IMPROVEMENT	12 09 96
52-019	CABIN DOOR TOP LATCH POSITIVE EXTENSION INSPECTION HOLE	02 11 97
53-001	FRAME SPLICES-INSPECT & CHANGE AS REQUIRED	(R) 01 22 76
53-002	INSTALLATION OF DOUBLER..... (R)	01 22 76
53-003	REINFORCED FLOORBOARD IN NOSE BAGGAGE COMPARTMENT.....	09 16 77
53-004	DRAIN HOLES.....	09 27 77
53-005	AFT WING TO FUSELAGE BELLY FAIRING ATTACHMENT	11 15 78
53-006	INSPECTION/REPAIR OF FUSELAGE BELT SKIN.....	11 24 80
53-007	INSPECTION/BEEF-UP OF CARGO DOOR AREA BELT FRAMES..... (R)	02 17 92
53-008	STIFFENING OF CARGO DOOR OPENING AND CARGO FLOOR	11 12 81
53-009	FUSELAGE - RADOME.....	03 30 82
53-010	INSPECTION/REPAIR FUSELAGE SKIN CRACKS	(R) 03 29 84
53-011	CABIN ENTRANCE DOOR SILL BEEF UP	(R) 02 10 93
53-012	COCKPIT FLOORBOARD FOD BARRIER INSTALLATION	(R) 06 05 96
53-013	RADOME LIGHTNING PROTECTION	11 07 07
53-014	INSTALLATION OF FORM-IN-PLACE GASKETS-WING-TO-BODY FAIRINGS	09 03 10
53-015	INSPECTION ACCESS PANEL INSTALLATION	(R) 09 15 14
53-016	INSPECTION AND/OR REPLACEMENT OF THE LEFT HAND AND RIGHT HAND FORWARD AND AFT WING-TO-BODY ATTACH FITTINGS	(R) 05 13 13
53-017	INSPECTION OF F.S. 69.31 FORWARD PRESSURE BULKHEAD FOR CRACKS..... (R)	11 06 13
53-018	PROPELLER ICE GUARD FUSELAGE SKIN INSPECTION.....	05 23 16
53-019	FORWARD PRESSURE BULKHEAD INSPECTION FOR MISSING RIVETS AND CRACKS AROUND EXISTING RIVETS AT WL 97.12, LBL / RBL 3.0	07 16 20

TECHNICAL PUBLICATIONS INDEX

NUMBER	DESCRIPTION	DATE
54-001	PROVIDE INSTRUCTIONS FOR REPLACE FASTENERS/NEW FASTENERS	(R) 01 16 76
54-002	INSPECTION OF HYDRAULIC LINES & FUEL LINES	09 22 76
54-003	IMPROVE FIRE RESISTANCE OF FUEL & HYDRAULIC SYS	04 28 77
54-004	ADD STIFFENERS TO MAIN GEAR KEELSON WEBS	12 05 78
54-005	NACELLE AFT EXHAUST FAIRING REPAIR.....	(R) 09 19 80
54-006	OIL DEFLECTOR KIT INSTALLATION	10 21 85
55-001	INSP/REPLACE STABILIZER SKIN ATTACH SCREWS.....	(R) 01 16 76
55-002	STABILIZER FAIRING BEEF-UP.....	(R) 01 19 76
55-003	VERTICAL STABILIZER-SKIN REINFORCEMENT	09 03 75
55-003	VERTICAL STABILIZER-SKIN REINFORCEMENT (SUPP 1)	10 23 75
55-004	STABILIZER - VERTICAL	(R) 07 26 82
55-005	OUTBOARD ELEVATOR HINGE BEEF-UP	(R) 01 07 91
55-006	STABILIZER-VERTICAL STABILIZER ATTACH BOLTS.....	04 11 83
55-007	INSP/REPL OF FASTENERS IN HORIZONTAL STABILIZER	04 09 84
55-008	MODIFICATION OF ELEVATOR BALANCE INTERCOSTAL.....	04 12 88
55-009	VERTICAL STABILIZER SKIN IMPROVEMENT	11 16 88
55-010	HORIZONTAL STABILIZER FITTING FASTENERS.....	(R) 12 13 91
55-011	HORIZONTAL STABILIZER, AFT SPAR, CENTERLINE SPLICE, BEEF-UP INSTALLATION.....	(R) 08 07 19
55-012	VERTICAL STABILIZER ACCESS PANEL INSTALLATION	04 20 16
55-013	HORIZONTAL STABILIZER TRUNNION BOLT INSPECTION	09 11 18
55-014	HORIZONTAL STABILIZER AFT SPAR AND ELEVATOR QUADRANT CLEARANCE INSPECTION.....	08 07 19
56-001	INSPECTION AND/OR REPLACEMENT OF 26-22039 OUTER WINDOW PANE AND 27-22191 AFT CABIN OUTER PANE.....	(R) 11 26 91
56-002	INSPECTION AND/OR REPLACEMENT OF 27-22180 OUTER WINDOW PANE	(R) 05 29 92
56-003	INSPECTION, ACRYLIC COCKPIT OUTER WINDOW PANES.....	(R) 11 02 89
56-004	CABIN WINDOW INNER PANE INSTALLATION.....	(R) 03 02 92
56-005	COCKPIT SIDE WINDOW - INNER PANE INSTALLATION	(R) 07 13 95
56-006	NOT ISSUED	
56-007	NOT ISSUED	
56-008	CABIN WINDOW DEFOG SYSTEM.....	(R) 03 08 02
56-009	HEATED WINDSHIELD ELECTRICAL BONDING INSTRUCTIONS	(R) 01 07 09
56-010	NOT ISSUED	
56-011	INSPECTION FOR COCKPIT HEATED WINDSHIELDS	12 01 10
56-012	INSTALLATION OF NEW ELECTRICALLY HEATED GLASS WINDSHIELD (27-19482-001/-002).....	09 28 12
56-013	INSPECT COCKPIT WINDSHIELDS AND SIDE WINDOWS FOR FASTENER/NUT SECURITY	(R) 02 26 15
57-001	MOD OF R/H WING TIP FOR NEW HEATER BLANKET.....	(R) 12 05 75
57-002	MODIFICATION FOR IMPROVED VENTING	(R) 12 05 75
57-003	X-RAY INSPECTION OF LOWER FRONT SPAR CAP	(R) 01 12 83
57-004	X-RAY INSPECTION OF LOWER FRONT SPAR CAP	(R) 01 12 83
57-005	X-RAY INSPECTION OF LOWER FRONT SPAR CAP	(R) 01 12 83
57-006	MOD TO PROVIDE ACCESS FOR X-RAY INSPECTION.....	(R) 12 02 75
57-007	MOD TO PROVIDE ACCESS FOR X-RAY INSPECTION.....	(R) 12 02 75
57-008	MOD TO PROVIDE ACCESS FOR X-RAY INSPECTION.....	(R) 12 02 75
57-009	TRAILING EDGE STIFFENING	(R) 12 02 75
57-010	INSTALLATION OF LEADING EDGE ACCESS DOOR.....	(R) 12 05 75
57-011	IMPROVEMENT OF INBOARD LEADING EDGE TO NACELLE ATTACHMENT.....	(R) 12 05 75
57-012	TRAILING EDGE STIFFENING	12 04 75
57-013	WING LOWER TRAIL EDGE INSP REPAIR AND/OR STIFFENING	(R) 08 26 76
57-014	WING/FUSELAGE FAIRING STIFFENER BEEF-UP	12 05 78
57-015	X-RAY INSPECTION OF LOWER SPAR.....	12 06 78
57-016	WING TRAILING EDGE RIBS/CENTER FLAP HINGE INSP.....	(R) 12 09 81
57-017	STALL STRIP REMOVAL.....	11 08 86
57-018	MOD/REPAIR OF UPPER WING SKIN	(R) 10 25 93
57-019	INCREASED CORROSION CONTROL FOR AFT SPAR, AT LOWER FORWARD AND AFT STEEL ANGLES	04 05 05
57-020	INSTALLATION OF FORM-IN-PLACE GASKETS-BATTERY BOX ACCESS PANELS	09 03 10
57-021	INSTALLATION OF FORM-IN-PLACE GASKETS-DELTA P/P TRANSDUCER	



Ontic Engineering and Manufacturing, Inc

TECHNICAL PUBLICATIONS INDEX

NUMBER	DESCRIPTION	DATE
	ACCESS PANELS	09 03 10
57-022	CANCELLED	
57-023	INSPECTION OF MAIN SPAR LOWER CAP, BL 0.0 TO BL 3.0	(R) 08 06 19
57-024	INSPECTION OF MAIN SPAR LOWER CAP FROM BL 3 TO BL 14 FOR AIRCRAFT WITH PERMANENT FASTENERS	08 06 19
57-025	INSPECTION OF MAIN SPAR LOWER CAP FROM BL 3 TO BL 14 FOR AIRCRAFT WITH REMOVABLE FASTENERS.....	08 06 19
61-001	INSTRUCTIONS FOR INSTALLING PUMP GROUNDING WIRE.....	(R) 12 12 75
A61-002	CANCELLED BY A61-003	
A61-003	CANCELS A61-002.....	04 01 80
61-004	BETA SWITCH CONNECTOR.....	04 16 82
61-005	IMPROVED PROPELLER SYNCHROPHASER CONTROL	07 22 86
71-001	INSPECT & CLEAR SHROUD FLANGE FROM FUEL LINE.....	(R) 01 30 76
71-002	INSPECT TO IDENTIFY OIL COOLER AIR INLET ASSY	(R) 01 30 76
71-003	FLEXIBLE OIL COOLER AIR DUCT.....	(R) 01 30 76
71-004	INSPECTION & RETORQUE OF ENGINE LORD MOUNT BOLTS	(R) 01 30 76
71-005	BRAZED AIR SCOOP/OIL RING ASSEMBLY	(R) 11 07 75
71-006	ENGINE INLET ANTI-ICE VALVE SUPPORT BRACKET REP	(R) 02 02 76
71-007	SPLIT COWLING FRAME MODIFICATION	(R) 02 02 76
71-008	PROVISIONS TO PREVENT OVERBOARD VENTING.....	(R) 01 16 76
71-009	SUPPLEMENTARY INSPECT OF LOWER ENG MOUNT TRUSS	(R) 02 13 81
71-010	RESCINDED	
71-011	CLEARANCE INSPECTION - COWLING.....	(R) 10 29 84
71-012	ENGINE ELECTRICAL HARNESS PROTECTION	10 17 77
71-013	REINFORCEMENT OF OIL COOLER SCOOP ASSEMBLY	12 05 78
A71-014	INSPECTION & REPLACEMENT OF ENGINE MOUNTS	03 09 79
71-015	HEAT SHROUD REMOVAL (TAMALE CAN).....	(R) 05 28 92
71-016	IN-FLIGHT POWER CHECK	08 03 81
71-017	IMPROVED ENGINE COMBUSTION SYSTEM.....	(R) 10 10 83
71-018	INSPECTION OF LH AND RH LOWER ENGINE TRUSS ASSEMBLIES FOR CRACKS.....	(R) 08 26 11
73-001	PROP PITCH ARM INSTALLATION	(R) 12 17 75
73-002	FLEXIBLE FUEL DRAIN LINES.....	08 12 77
74-001	PROVISIONS FOR CONTINUOUS IGNITION	11 14 75
74-001	PROVISIONS FOR CONTINUOUS IGNITION (SUPP 1).....	01 27 76
74-002	INSTALLATION OF AUTO IGNITION SYSTEM.....	10 22 81
74-003	MODIFICATION OF NEGATIVE TORQUE SENSING (NTS) TEST SYSTEM TO PROVIDE AUTO IGNITION SYSTEM AND MATERIAL LIST SUPPLEMENT.....	(R) 08 06 03
76-001	POWER CON END TERM REWORK TO TWO ATTACH PIN.....	(R) 10 20 75
76-002	ROD END LOCKING DEVICE	08 20 75
76-002	ROD END LOCKING DEVICE (SUPP 1).....	11 25 75
76-003	INSTALL OF STAIN STEEL FEATHERING VALVE CAM PLATE	08 20 75
76-004	POWER LEVER FLIGHT IDLE GATE DETENT IMPROVEMENT	06 24 80
76-005	INSPECT/REPLACE OF ENGINE POWER CONTROL CABLES.....	07 21 81
76-006	NOT ISSUED	
76-007	ENGINE CONTROLS-CABLES (BOOT INST & MOUNT HARD).....	(R) 05 23 85
76-008	INSPECT/REPLACE POWER LEVER FLIGHT IDLE DETENT ARM	(R) 12 17 91
76-009	POSITIVE SAFETY OF POWER CONTROL CABLE TO LEVER ATTACH POINT CLEVIS, AND INSPECTION FOR SECURITY OF ATTACHING HARDWARE OF POWER CONTROL CABLE TO P/N 26-21505 BRACKET	01 06 95
76-010	POSITIVE SAFETY OF ATTACHING HARDWARE FOR ENGINE POWER/RPM CONTROL CABLE HOUSINGS TO PEDESTAL BRACKET P/N 26-21505	03 01 96
76-011	INSPECT POWER LEVERS IN PEDESTAL FOR CRACKING AND/OR EXCESSIVE WEAR	(R) 11 01 18
76-012	REPLACE/REWORK PROPELLER PITCH CONTROL (PPC) ASSEMBLIES PER HONEYWELL SERVICE BULLETIN TPE331-72-2190	03 17 15
76-013	REPLACEMENT ENGINE CONTROL CABLES (FLEXIBLE SLIDING ELEMENT)	04 26 19
77-001	RELOCATION OF TORQUE PRESSURE TRANS & SWITCH	(R) 01 19 76
77-001	RELOCATION OF TORQUE PRESSURE TRANSMITTER (SUP 1).....	10 28 76
77-002	RELOCATION OF TORQUE PRESSURE TRANSMITTER	(R) 01 19 76
77-002	RELOCATION OF TORQUE PRESSURE TRANSMITTER (SUP 1).....	10 28 76
77-003	INCORPORATION OF DIGITAL ITT INDICATOR.....	11 15 78

TECHNICAL PUBLICATIONS INDEX

NUMBER	DESCRIPTION	DATE
77-004	ENGINE TORQUE INDICATING SYSTEM.....	(R) 10 03 88
79-001	INST RESTRICTOR FITTING IN PRESS LINE TO TRANS.....	(R) 01 16 76
79-002	OIL STORAGE - INSTALLATION OF BAFFLE	(R) 02 02 76
79-003	MODIFICATION OF OIL TANK CAP.....	(R) 02 02 76
79-004	OIL TANK VENT RELOCATION.....	(R) 02 02 76
80-001	START SWITCH REPLACEMENT.....	01 25 88
82-001	INSTALLATION OF AWI HEAT THERMAL SWITCH	(R) 01 23 76
82-002	RELOCATION OF AWI LINES IN WHEELWELL	(R) 01 23 76
82-003	SERVICE LIFE IMPROVEMENT OF WATER INJECT SYSTEM.....	09 17 76
82-004	IMPROVED PRESSURE SWITCH FOR ALCOHOL WATER INJECTION (AWI).....	08 25 92

TECHNICAL PUBLICATIONS INDEX

SA226 SERIES SERVICE LETTERS

REISSUE 03 07 16

**SERVICE INFORMATION INCLUDES: BULLETINS, LETTERS, AND NOTES -
P/N'S: PAPER 27-10054-039 / ELECTRONIC 27-10054-040**

NUMBER	DESCRIPTION	DATE
001	DE-ICER BOOT MOISTURE REMOVAL.....	02 14 92
002	GEARCASE OIL DRAIN FITTING.....	05 29 92
003	ADD DRAIN HOLES TO VERTICAL STABILIZER.....	10 28 92
004	NOT ISSUED	
005	DL5040M5 PITCH TRIM ACTUATOR FREEPLAY MEASUREMENT..... (R)	08 03 99
006	CARGO DOOR GAS SPRING ATTACH POINT (FUSELAGE FRAME).....	05 12 93
007	POLYURETHANE HOSES, 5/8" INSIDE DIAMETER.....	09 27 93
008	ALTERNATE MEANS OF COMPLIANCE WITH AD 93-15-02.....	08 12 93
009	REPLACEMENT OF P/N 69380, MS24593-8 OR J416-8SS-5 BLEED AIR CHECK VALVE.....	10 26 93
010	RETURN PORT, NOSE WHEEL STEERING ACTUATOR.....	11 22 93
011	NOSE LANDING GEAR UPLOCK ROLLER/STRIKER EXTENSION REMOVAL.....	06 24 96
012	FAR 121.310(g) EXTERIOR EXIT MARKINGS.....	01 29 97
013	FAR 121.310(h) EXTERIOR ESCAPE ROUTE.....	02 21 97
014	BARBER COLMAN PITCH TRIM ACTUATOR - PERFORM ADJUSTMENT - MECHANICAL/ ELECTRICAL STOPS FUNCTIONAL CHECK AND NO-BACK FUNCTIONAL CHECK..... (R)	02 01 99
015	GENERATOR CONTROL UNIT INTERCHANGEABILITY..... (R)	02 09 99
016	PILOT SEAT BACK POCKET INTERFERES WITH JUNCTION BOX.....	04 02 98
017	BARBER COLMAN PITCH TRIM ACTUATOR - AIRSPEED LIMITATION.....	09 02 98
018	INSPECTION OF PITCH TRIM ACTUATOR FOR CORRECT INSTALLATION AND FREEDOM OF OPERATION.....	09 09 98
019	INSPECTION/REPLACEMENT OF (31 PSI) PNEUMATIC PRESSURE REGULATOR FOR INCORRECT INLET/OUTLET PORT ORIENTATION.....	11 24 98
020	LIFE PRESERVER WITH LOCATOR LIGHT FOR FAR, PART 121.2 AND 121.340 REQUIREMENT.....	12 04 98
021	OVERHAUL TIME LIMIT FOR P/N 27-81009 HYDRAULIC PACK..... (R)	11 03 99
022	BF GOODRICH P/N 74-451-AC EROSION REPAIR KIT, FOR WING AND TAIL DE-ICE BOOTS.....	08 25 99
023	INSPECTION/REPLACEMENT/PROTECTION OF FUEL BOOST PUMP WIRE HARNESS FOR CHAFFING CONDITION, FAA APPROVED..... (R)	09 25 00
024	NOT ISSUED	
025	INSPECTION OF PRIMARY FLIGHT CONTROL CABLE TERMINALS FOR CRACKS/PITTING CORROSION.....	05 29 01
026	INSPECT P/N 27-81069-011 BLANKET ASSEMBLY FOR PRESENCE OF FLAMMABLE FLUID AT EACH PRE-FLIGHT.....	07 03 02
027	INSPECT CABIN AND CARGO DOOR, FORE AND AFT, CLICK-CLACK BUSHING RECEPTACLE, PN 27-20063-007 (AIRFRAME SIDE), FOR CRACKS..... (R)	04 04 16
028	INSPECTION OF MAIN LANDING GEAR (MLG) TRUNNION BUSHING, PN 27-51009, ATTACHING HARDWARE FOR LOOSENESS.....	03 27 03
029	INSPECT FOR POSSIBLE CRACKS IN LH/RH FUSELAGE STATION (F.S.) 272 AND 276 FOR FORWARD SPAR, F.S. 308 AND 311 FOR AFT SPAR ON AT/TC MODEL AIRPLANES OR F.S. 169 AND 173 FOR MAIN SPAR, F.S. 205 AND 208 FOR AFT SPAR ON T/T(A)/T(B) MODEL AIRPLANES, LOWER BELT FRAMES AND NESTED CHANNELS AT LH/RH STRINGER 10A FEEDTHROUGH.....	06 10 03
030	INSPECT FOR CRACKS AND/OR BULGES OF LEFT HAND/RIGHT HAND, INBOARD/OUTBOARD, KEELSON WEB SKIN AT NACELLE STATION (N.S.) 141.69.....	06 10 03
031	ONE TIME INSPECTION OF UPPER, PITCH TRIM ACTUATOR (PTA) ATTACH FITTING HARDWARE AND BUSHINGS FOR CORRECT INSTALLATION AND SUBSEQUENT INSPECTION FOR CRACKS..... (R)	02 10 20
032	RELIEF FOR RECENT CHANGE OF SA226 MM, CHAPTER 5, HYDROSTATIC TEST INTERVAL (HTI), FOR P/N 30301100 AND 30300020 FIRE EXTINGUISHER BOTTLES.....	04 16 04
033	SPECIAL INSPECTION OF FUSELAGE DRAINS AND INSTALLATION OF ADDITIONAL FUSELAGE DRAINS IN ACCORDANCE WITH M7 ENGINEERING DRAWING, 27K22001..... (R)	01 26 05
034	LORD MECHANICAL PRODUCTS, SERVICE INFORMATION LETTER, LM827-71-001, CLARIFICATION OF THE ENGINE ISOLATOR INSPECTION CRITERIA, DATED: DECEMBER 2, 2004..... (R)	01 20 06
035	INCREASED CORROSION CONTROL FOR AFT SPAR, AT LOWER FORWARD AND AFT STEEL ANGLES.....	04 05 05

TECHNICAL PUBLICATIONS INDEX

NUMBER	DESCRIPTION	DATE
036	USE OF THE NAME FAIRCHILD OR M7 AEROSPACE LP.....	02 20 07
037	INSPECTION/REPLACEMENT OF FLIGHT CONTROL CABLE PULLEY, GUARD PIN..... (R)	01 30 14
038	INSPECTION OF UPPER & LOWER ENGINE MOUNT ATTACH FITTING BOLTS FOR CORRECT TORQUE.....	11 14 08
039	NOT ISSUED	
040	COCKPIT HEATED WINDSHIELD (P/N 26-21126 AND 27-19442) DAMAGE REPORT..... (R)	08 31 12
041	INSPECTION OF ENGINE TRUSSES FOR CHAFING BY ANTI-ICE VALVE P/N 319980-13-1.....	08 26 11
042	APPH SOLENOID VALVES AND HYDRAULIC POWER PACKS ALERT.....	08 03 12
043	DEFECTIVE STANDARD HARDWARE - MS21042 SELF-LOCKING NUT.....	08 03 12
044	NOT ISSUED	
045	INSPECT AILERON SPAR WEB AT HINGES FOR CRACKING..... (R)	09 19 14
046	INSPECT AND REPLACE 27-51000-031 LANDING GEAR ACTUATOR BOLTS.....	08 13 13
047	INSPECT HONEYWELL P/N 894568-1 FUEL LINE FOR DAMAGE..... (R)	12 12 13
048	RECOMMEND REPLACE/REWORK PROPELLER PITCH CONTROL (PPC) ASSEMBLIES PER HONEYWELL SERVICE BULLETIN TPE331-72-2190.....	02 11 14
049	INSPECT HONEYWELL P/N 894382-1/-2/-5/-6 ANTI-ICE TUBE FOR CRACKING OR DAMAGE.....	09 19 14
050	INSPECTION OF RUDDER FLIGHT CONTROL CABLES.....	04 15 15
051	INSPECT/REPLACE 27-52000-141 NOSE LANDING GEAR ACTUATOR BELLCRANK PINS.....	08 31 15
052	INSPECTION OF ENGINE CONTROL CABLE SUPPORT BRACKET IN PEDESTAL.....	08 24 15
053	CABIN ALTITUDE WARNING SYSTEM OPERATIONAL TEST..... (R)	11 07 18
054	REPLACE ENGINE PLUMBING TO FUEL HEATER PER HONEYWELL SB TPE331-73-0238.....	10 27 16
055	ROUTING MODIFICATIONS AFFECTING CONTROL CABLE LIFE.....	02 14 18
056	AIRPLANE TOWING PLACARDS.....	02 12 18
057	WINDSHIELD POST/LOWER SILL CORROSION.....	08 14 18
058	UNAPPROVED BCP4W10/BCP5W11 BEARING VENDOR PART.....	08 06 19
059	ALTERNATE POLYURETHANE ANTENNA GASKET.....	03 20 19
060	WING MAIN SPAR LOWER CAP INSPECTION CLARIFICATION.....	03 09 21
061	NOT RELEASED.....	
062	ELEVATOR QUADRANT ASSEMBLY.....	03 08 23
063	CHANGE OF NAME OF DESIGN APPROVAL HOLDER.....	10 27 23
064	MAIN LANDING GEAR PLACARD RELOCATION.....	07 31 24

TECHNICAL PUBLICATIONS INDEX

SA226 SERIES SERVICE NOTES

REISSUE 03 07 16

[SERVICE INFORMATION INCLUDES: BULLETINS, LETTERS, AND NOTES - P/N'S: PAPER 27-10054-039 / ELECTRONIC 27-10054-040]

NUMBER	DESCRIPTION	DATE
001	RESCINDED	
002	NOT ISSUED	
003	SUPERSEDED BY SN 013	
004	NOT ISSUED	
005	RESCINDED	
006	WING OVERHEAT WARNING SYSTEM.....	04 10 72
007	INSP HORIZONTAL TRIM ACT MOUNT BOLTS & BUSHINGS	08 15 72
008	RESCINDED	
A009	INSP FUEL LINE CONDITION & CLEARANCE ABOVE LAND LIGHT.....	(R) 07 19 77
010	LANDING WHEEL NUT TORQUE.....	02 07 73
011	ADJUST RUDDER/AILERON INTERCONNECT SPRINGS & CABLES.....	03 14 73
012	RESCINDED	
013	RESCINDED	
014	RESCINDED	
015	RESCINDED	
016	INSPECT AIR/OIL SEPARATOR INSTALL-ENGINE OIL TANKS	06 25 73
017	SA226 OPERATIONAL INFORMATION (WITH SUPP 1).....	07 25 73
018	B.F. GOODRICH SERVICE BULLETIN NO. E-71-40B.....	06 25 73
019	RESCINDED	
020	SA226 SERVICE INFORMATION EFFECTIVITY.....	10 05 73
021	RESCINDED	
022	RESCINDED	
023	RESCINDED	
024	RESCINDED	
025	PITCH TRIM ACTUATOR ATTACHMENT FITTING.....	01 24 74
026	ENGINE MOUNT BOLT SECURITY	02 04 74
027	CAST MAGNESIUM WHEEL ASSEMBLY P/N 3-1283.....	03 04 74
028	SA226 HYDRAULIC LINE CHAFING	03 11 74
029	RESCINDED	
030	SUPERSEDED BY NO. 073	
031	RESCINDED	
032	RESCINDED	
033	WATER SEPARATOR BY-PASS VALVE SPRING	06 06 74
034	NOT ISSUED	
035	RESCINDED	
036	OPERATIONS WITH WATER, SLUSH, OR SNOW ON RUNWAY	10 01 74
037	RESCINDED	
038	COCKPIT SWITCH ORIENTATION	10 09 74
039	18 x 5.5, 10 PLY MAIN GEAR TIRES	(R) 03 11 75
040	PILOT'S ADVIS-POSSIBLE ASYMMETRICAL THRUST CONDITION	10 18 74
041	EMERGENCY ENTRANCE TO CABIN	11 07 74
042	RESCINDED	
043	RESCINDED	
044	RESCINDED	
045	PILOT'S ADVIS-VARIABLE AUTH NOSE WHEEL STEER SYSTEM	12 20 74
046	INSTRUMENT POST LIGHTING.....	01 23 75
047	HARTZELL PROP SL 90 & HARTZELL PROP SB 109 (W/SUPP 1)	02 12 75
048	RESCINDED	
049	SERVICE INFORMATION FOR NOSE WHEEL.....	02 20 75
050	RESCINDED	
051	AIRCRAFT SERVICE INFORMATION.....	08 05 75
052	SUPERSEDED BY SB NO. 32-012	
053	HYDRAULIC SHUTOFF OPERATION	09 19 75
054	SEAL KITS.....	09 25 75
055	RESCINDED	

TECHNICAL PUBLICATIONS INDEX

NUMBER	DESCRIPTION	DATE
056	NTS CHECK VALVE INSTALLATION	10 23 75
057	REFURBISHING OF DEICE BOOTS SURFACE	10 24 75
058	BENDIX SERVICE BULLETINS NO. 87 AND 91.....	11 12 75
059	TROUBLESHOOTING PROCEDURE FOR WHELEN STROBE LIGHT SYS	12 04 75
060	INSP & COAT OF HYDRIN WING & HORIZ STAB DEICER.....	01 26 76
061	EXHAUST TRACKS.....	04 12 76
062	INSPECTION OF ELEVATOR QUADRANT	(R) 10 01 77
063	DOOR SNUBBER SERVICING	06 09 76
064	RADOME PLASTIC CAP VENT HOLE.....	08 12 76
A065	SUPERSEDED BY SBA32-012	
066	RESCINDED	
067	STABILIZER SPAR INSPECTION IN ACC WITH AD 74-24-02	04 21 77
068	SUPERSEDED BY SBA32-012	
069	SAS SYSTEM COMPONENT CHANGES	08 05 77
070	FIREWALL CONNECTIONS.....	10 01 77
071	IMPROVE SERVICE LIFE OF AIR COND REFRIG SYSTEM	10 01 77
072	SUPERSEDED BY SB32-013	
073	HYDRAULIC SYSTEM IMPROVEMENTS	10 01 77
074	EXHAUST STUB WITH IMPROVED SERVICE LIFE.....	10 01 77
075	PASSENGER DOOR SNUBBER AND CHAIN ADJUSTMENT	10 01 77
A076	PRECAUTIONS ON SAS HEAT OPERATION	11 29 77
077	NEW HEAVY DUTY TACHOMETER GENERATOR.....	01 09 78
078	NOSE GEAR STEER ACTUATOR SEAL REPLACEMENT	02 10 78
079	CONTROL CABLE SHORTENING.....	03 10 78
080	REPLACE RIVETS IN FLAPS AND NACELLES	(R) 10 15 78
081	ENGINE RIGGING-PROPELLER REVERSE LIMITS	03 10 78
082	NOSE WHEEL TOWING TURN LIMITS	06 10 78
083	DEICE STALL-ALTERNATE CEMENT (WITH ADDENDUM)	10 15 78
084	PROPELLER DEICE BRUSH BLOCK REPLACEMENT.....	(R) 09 04 80
085	IMPROVED BATTERY ACCESS	12 15 78
086	HYD POWER NOSE STEERING ACTUATOR FILTER.....	03 30 79
087	FAR MASTER MINIMUM EQUIPMENT LIST (MMEL)	(R) 03 26 80
088	REPLACED BY TECHNICAL PUBLICATIONS INDEX.....	03 15 84
089	ENGINE CONDITION MONITORING SYSTEM	10 20 79
090	HYD SYSTEM BLEEDING REQUIREMENTS.....	10 20 79
091	LIMITATIONS PLACARDS.....	12 18 79
092	COOL TURBINE OIL SERVICE & LOW LIMIT DUCT SENSOR CHECK	03 26 80
093	ENGINE OIL LEVEL.....	04 01 80
094	TEL-TAIL LIGHT KIT 2260001: SUPP INFORMATION	04 01 80
095	LUFTFAHRT-BUNDESAMT FLY-OVER NOISE LEVEL COMP SPEC.....	07 07 80
096	REQUEST FOR INFORMATION	08 01 80
097	ICE INGESTION	03 31 81
098	FUEL FLOW TRANSMITTER	06 12 81
099	AMPLIFIED LANDING GEAR EXTENSION PROCEDURES.....	(R) 04 15 83
100	NOSE WHEEL RETENTION TORQUE	(R) 06 06 14
101	IMPROVED HOSE MATERIAL	(R) 01 29 82
102	BATTERY AND STARTER/GENERATOR GROUND BONDING	(R) 08 16 99
103	NOSE WHEEL STEERING OPERATIONS.....	01 20 82
104	ROSEMOUNT SAS PART NUMBER CLARIFICATION.....	06 14 82
105	RPM INDICATOR.....	06 11 82
106	SAFT BATTERY AVAILABILITY	(R) 06 23 82
107	SECURING THE 27-67035-001 BUSHING	06 15 82
108	NOSE WHEEL SHIMMY	06 30 82
109	FIRE EXTINGUISHER BOTTLE INSPECTION.....	07 02 82
110	NOT ISSUED	
111	TPE331 ENGINE WASH PROCEDURES	06 03 83
112	FLIGHT IDLE POWER CHECK	(R) 08 07 89
113	PRE-CALCULATED DETERIORATED POWER LIMIT TABLES SERVICE	08 24 82
114	PITCH TRIM WARNING HORNS	11 05 82
115	OXYGEN REQUIREMENTS, FAR 135 OPERATIONS	(R) 07 01 85

TECHNICAL PUBLICATIONS INDEX

NUMBER	DESCRIPTION	DATE
116	CRITICAL PROPELLER BLADE	04 12 83
117	AIRFRAME INSPECTION MANUAL, ST-UN-M002.....	04 06 83
118	RESCINDED BY SB 27-036 AND SB 32-048	
119	CIRCUIT BREAKER MOISTURE PROTECTION.....	(R) 03 29 84
120	RESCINDED	07 26 93
121	ELECTRICAL PARTS SUBSTITUTION	04 16 84
122	PROCEDURE FOR CONVERTING SA227-TC FLOOR TO CARGO	05 07 85
123	PITCH TRIM ACTUATOR	12 09 83
124	PROP DEICE SYSTEM MAINTENANCE PROCEDURES.....	11 15 83
125	LANDING GEAR STRUT HEIGHT	12 20 83
126	NOT ISSUED	
127	WIRE IDENTIFICATION	(R) 10 04 88
128	METALLIC TUBING AND LINE SUPPORT.....	01 16 84
129	NOT ISSUED	
130	COCKPIT HYD FLUID CONT SHROUD ASSY & INSULATION BLANKETS.....	05 16 84
131	M.L.G. TIRE TEMPLATE.....	(R) 09 12 90
132	EQUIVALENT METHOD OF INSPECTION OF FLAMMABLE FLUID BAG	05 03 84
133	LANDING GEAR SERVICE AND LUBRICATION	(R) 09 05 84
134	STALL AVOIDANCE SYSTEM (SAS)	08 06 84
135	ENG CONTROL CABLE I D & INTERCHANGEABILITY.....	08 14 84
136	NOT ISSUED	
137	AIRCRAFT DEICING PROCEDURES.....	11 07 84
138	INSPECTION OF 893-16162 OXYGEN MASK MOUNTED REG	01 24 85
139	IMPROVED RADOME EROSION CAP	(R) 08 20 85
140	JACK PAD/TIE DOWN RING ASSEMBLY	02 28 85
141	SAS SERVO MOUNT BOLT ACCESS.....	02 28 85
142	PASSENGER & CARGO DOOR LATCH CHECK	02 28 85
143	FAR PART 135 COMMUTER OPERATION.....	06 17 85
144	FUEL LEAK CLICK-PATCH REPAIR	(R) 05 11 12
145	INSPECT SCEET HOSES IN SIDE CONSOLES	07 02 85
146	ELEVATOR QUADRANT LINK REPLACEMENT ASSEMBLY.....	07 11 85
147	CORRECT PART NUMBER IN SB 226-29-005.....	10 15 85
148	RESCINDED	
149	RESCINDED	
150	ALT FITTINGS FOR SB 226-35-002 AND 226-35-003.....	12 31 85
151	CLARIFICATION OF A.D.85-04-01.....	03 04 86
152	WING DEICER BOOT-ALTERNATE MATERIAL	04 02 86
153	IMPROVED FIRE EXTINGUISHER LOGIC MODULE	08 26 86
154	MLG TRUNNION BUSHING REPL P/N.....	(R) 09 10 86
155	NOSE STEERING SWITCH REPLACEMENT	10 06 87
156	NOT ISSUED	
157	FORWARD WING SPAR ACCESS PANEL HARDWARE INSPECTION.....	10 05 88
158	MAIN LANDING GEAR DOOR TO NACELLE CLEARANCE.....	11 28 88
159	UNPRESSURIZED FLIGHT PROCEDURES	04 03 89
160	ELEVATOR TORQUE TUBE INSPECTION.....	10 17 89
161	FUEL SHUTOFF BELLCRANK.....	11 16 90
162	RUDDER TRIM TAB ROD ASSEMBLY	11 08 9
163	PAINTED WINGS (FULL REVISION AND REPRINT)	(R) 05 13 08
164	FLIGHT CONTROL CABLE MATERIAL.....	10 18 91
165	27-64024-013 TUBE, FUEL PRESSURE INDICATING SYSTEM.....	02 19 92
166	EXHAUST TRACK RIVET REPLACEMENT.....	03 18 92
167	EXTREME COLD WEATHER GREASE FOR AILERON AND RUDDER TRIM ACTUATORS.....	01 25 93
168	ACOUSTIC WINDOW PANE REMOVAL.....	01 25 93
169	EROSION PREVENTION FOR AERODYNAMIC FEATURES, AND ABRASION PROTECTION AT CERTAIN CHAFING POINTS	(R) 12 19 97
170	CHAFING, RUDDER CONTROL RODS.....	10 31 94
171	CHAFING ON OIL LINES FROM RUBBER OIL COOLER TRANSITION DUCT	10 03 23
172	REINFORCNG WIRES, ON LOWER ENGINE COWLING POSSIBLE INFLATION DEVICE FAILURE ON SAFRAN LIFERAFTS.....	10 27 23



Ontic Engineering and Manufacturing, Inc

TECHNICAL PUBLICATIONS INDEX

SA227 SERIES

SA226 TC, AT/227AC, AT CONFIGURATION DEVIATION LIST **DATED 04 04 89**
[INCLUDED WITH APPLICABLE PAPER AFM / INCLUDED ON ELECTRONIC 27-10054-220 AND 27-10054-222]

REV. NO.	DESCRIPTION	DATE
----------	-------------	------

METRO III SA227-AC FLIGHT MANUAL 14,500 LB (7AC) **REISSUE B DATED 04 02 86**
[PN's: PAPER 27-10054-073 / ELECTRONIC 27-10054-220: INCLUDES ALL 227 DOMESTIC AFM'S]

REV. NO.	DESCRIPTION	DATE
B-01	REVISED AIR BLEED AND BALKED LANDING PROCEDURES.....	09 05 86
B-02	REVISED AWI MIX, GEN LOADS EFF, EDITORIAL ERRORS.....	12 29 86
B-03	REVISED SAS CLUTCH SWITCH NOMENCLATURE.....	12 30 86
B-04	REVISED ICE INGESTION & COMPLIANCE WITH AD 86-25-04.....	03 13 87
B-05	REVISED AWI MIX, GEN LOAD EFFECTIVITY, EDIT ERRORS.....	05 07 87
B-06	ACCOMMODATED SB227-61-006.....	03 03 89
B-07	INCREASE PROPELLER OVERSPEED AND UNFEATHER PUMP CHECK TO 200 HOURS.....	08 07 90
B-08	ADDED NEW BRAKE MANUFACTURER AND P/N, REVISED EMERGENCY PROCEDURES, CHANGED TAKEOFF POWER CHECK CHARTS.....	12 06 91
B-09	CHANGED BATTERY OVERHEAT WARNING SYSTEM, CURRENT LIMITERS STEP IN BEFORE TAXI.....	03 29 94
B-10	REVISED SECTIONS 0, 1, 2, 3, 3A AND 4.....	10 17 94
B-11	REVISED SECTIONS 0 AND 2.....	03 28 96
B-12	REVISED SECTIONS 0, 1 AND 2.....	05 13 97
B-13	REVISED SECTIONS 0, 1, 2, AND 3A.....	11 18 97
B-14	REVISED SECTIONS 0, 1, 2, 3, AND 3A.....	05 19 99
B-15	ADDED OUT-OF-TRIM WARNING INFO TO SECTIONS 2 AND 3.....	04 28 00
B-16	ADDED PNEUMATIC DEICING BOOTS SYSTEM INFO TO COMPLY WITH AD 2000-06-04.....	06 02 00
B-17	ADDED FUEL BALANCING TO SECTIONS 1 AND 3A.....	12 07 07
B-18	REVISED SECTION 3.....	05 28 08
B-19	REVISED SECTIONS 0 AND 3.....	12 09 14
B-20	REVISED SECTION III ANNUNCIATOR PANEL LIGHT REFERENCES AND ADDED L/R LOW OIL PRESSURE WARNING LIGHT ON PROCEDURE.....	07 27 20

METRO III SA227-AC FLIGHT MANUAL 14,500 LB SECTION 5 **DATED 04 02 86**

REV. NO.	DESCRIPTION	DATE
B-01	ASTERISK REMOVED AND REVISED FIGURE REFERENCE.....	09 05 86
B-02	ADDED SAS TORQUE MOTOR SERVO TO EQUIP LIST.....	12 30 86
B-03	CORRECT EDITORIAL ERRORS ADD CONFIGURATION INFO.....	05 07 87
B-04	REVISED CONFIGURATION TITLES.....	02 01 88
B-05	ADDED INFORMATION FOR ALLOWABLE WEIGHT PLACARDS, MODIFIED WEIGHT AND BALANCE DATA, CORRECTED EDITORIAL ERRORS.....	12 06 91
B-06	REVISED DATA.....	10 17 94
B-07	REVISED DATA.....	05 19 99

METRO III SA227-AC FLIGHT MANUAL 14,500 LB SECTION 6 **DATED 04 02 86**

REV. NO.	DESCRIPTION	DATE
B-01	CORRECT TYPOGRAPHICAL ERRORS.....	09 05 86
B-02	CORRECT TYPOGRAPHICAL ERRORS & ENGINE FLAMEOUTS.....	03 13 87
B-03	REVISED COOLING SYSTEM.....	05 07 87
B-04	NOSE GR. FIG., PROP. DESCRIP., LOW OIL PRESS. ANNUN.....	02 01 88
B-05	ACCOMMODATED SB227-61-006.....	03 03 89
B-06	REVISED DATA.....	10 17 94
B-07	REVISED DATA.....	03 28 96
B-08	REVISED DATA.....	05 19 99



Ontic Engineering and Manufacturing, Inc

TECHNICAL PUBLICATIONS INDEX

B-09	ADDED ALTERNATE RUDDER GUST LOCK.....	11 06 03
METRO III SA227-AC FLIGHT MANUAL 14,500 LB SUPPLEMENTS		
SUP/REV	DESCRIPTION	DATE
SUP B-01	ICAO ANNEX 8 OPERATIONS.....	04 08 86
REV B-01	BALKED LANDING AND CORRECT EDITORIAL ERRORS.....	09 05 86
REV B-02	ACCOMMODATED SB227-61-006.....	03 03 89
SUP B-02	SUPERSEDED BY AFM DATED	07 29 87
SUP B-03	TAKEOFF WITH SRL OFF/INOPERATIVE.....	07 30 86
REV B-01	ENGINE START AND BEFORE TAXI PROCEDURES.....	07 02 87
REV B-02	ACCOMMODATED SB227-61-006.....	03 03 89
SUP B-04	FLIGHT DATA RECORDER.....	08 03 88
SUP B-05	COCKPIT VOICE RECORDER	08 03 88
REV B-01	ADDED CVR MODEL A100A & OPT UNDERWATER LOCATOR BEACON.....	12 07 88
SUP B-06	FERRY WITH FLAPS INOPERATIVE.....	03 18 92
SUP B-07	FERRY WITH LANDING GEAR EXTENDED	11 20 96
UN	IMPROVED NWS (IF INSTALLED PER SB 227-32-030).....	11 02 90
REV 01	REVISED LIMITATIONS, NORMAL, EMERGENCY AND ABNORMAL PROCEDURES, AND MANUFACTURERS DATA.....	01 06 94
REV 02	ADDED ITEM 4 TO NOSE WHEEL STEERING (MODIFIED IAW SB 227-32-034).....	03 29 94
REV 03	CHANGED NOSE WHEEL STEERING LIMITATIONS, MOVED TEXT TO FOLLOW ON PAGES, SPLIT NOTE ON PAGE 8 AND ADDED TWO PAGES.....	08 10 94
REV 04	CHANGED NOSE WHEEL STEERING INFORMATION (WHEN MODIFIED IAW S.B. 227-32-040).....	03 28 96
UN	TILLER NWS (IF INSTALLED PER SB 227-32-030).....	11 02 90
REV 01	REVISED LIMITATIONS, NORMAL, EMERGENCY AND ABNORMAL PROCEDURES, AND MANUFACTURERS DATA.....	01 06 94
REV 02	ADDED ITEM 4 TO NOSE WHEEL STEERING (MODIFIED IAW SB 227-32-034).....	03 29 94
REV 03	CHANGED NOSE WHEEL STEERING LIMITATIONS, MOVED TEXT TO FOLLOW ON PAGES, SPLIT NOTE ON PAGE 8 AND ADDED TWO PAGES.....	08 10 94
REV 04	CHANGED NOSE WHEEL STEERING INFORMATION (WHEN MODIFIED IAW S.B. 227-32-040).....	03 28 96
UN	COCKPIT VOICE RECORDER (IF INSTALLED PER SB 227-23-001).....	01 03 92
UN	FLIGHT DATA RECORDER (IF INSTALLED IAW FAIRCHILD DRAWING 32-82034).....	03 11 92
REV 01	PROVISIONS FOR INSTALLATION OF F1000 FDR WITH KIT DRAWING 27K82090.....	08 31 98
REV 02	CHANGED EFFECTIVITY ON KIT DRAWING 27K82090 TO INCLUDE SA227-BC AIRPLANES.....	08 04 00
UN	VAPOR CYCLE AIR CONDITIONING SYSTEM (IF INSTALLED IN ACCORDANCE WITH FAIRCHILD AIRCRAFT DRAWING NUMBER 27-84300 OR 27K84300).....	07 09 92
REV 01	ADDED MAXIMUM WEIGHTS AND CORRECTED BAGGAGE COMPARTMENT LOADS	11 05 92
REV 02	CHANGED AFT BAGGAGE COMPARTMENT LOAD	06 14 93
REV 03	CORRECTED CIRCUIT BREAKER INFO, EDITORIAL ERROR AND ADDED EQUIPMENT LIST TO SECTION 5	03 29 94
REV 04	ADDED PLACARD.....	04 27 94
UN	ENTRANCE LIGHTS (WHEN MODIFIED PER SB 227-33-007).....	07 27 92
UN	SIX-COMPARTMENT CARGO CONFIGURATION (IF INSTALLED PER -81 INSTALLATION OF FAIRCHILD DRAWING 27-14005).....	09 24 92
UN	DUAL BLEED AIR FLOW CONTROL	02 12 93
UN	SIX-COMPARTMENT CARGO CONFIGURATION (IF INSTALLED PER FAIRCHILD DWG 27-14132-23).....	03 18 93
UN	SIX-COMPARTMENT CARGO CONFIGURATION (IF INSTALLED PER FAIRCHILD DWG 27-14132-1/-19).....	03 22 93
UN	ALLIEDSIGNAL AEROSPACE MK-VI GROUND PROXIMITY WARNING SYSTEM (GPWS) (IF INSTALLED PER FAIRCHILD AIRCRAFT DRAWING NUMBER 27-88105)..... (R)	05 07 96
UN	BENDIX/KING CAS TCAS I TRAFFIC ALERT AND COLLISION AVOIDANCE SYSTEM (IF INSTALLED PER FAIRCHILD AIRCRAFT DRAWING 27-88107, SB 226-23-002, SB 227-23-004, OR SB CC7-23-002).....	04 13 94
UN	FIVE-COMPARTMENT CARGO CONFIGURATION (27-14132-25) (FOR AIR- PLANES WITHOUT SEAT TRACKS BUT WITH ADDITIONAL PAN FITTINGS).....	04 18 94
UN	FIVE CARGO NETS	04 21 95
UN	IMPROVED VAPOR CYCLE AIR CONDITIONING SYSTEM	05 04 95



Ontic Engineering and Manufacturing, Inc

TECHNICAL PUBLICATIONS INDEX

REV 01	CHANGED NOTE ON PAGE 4	06 28 95
REV 02	ADDED PLACARD WHEN ALTITUDE SWITCH IS REMOVED AND CHANGED INFORMATION ABOUT ALTITUDE SWITCH.....	07 15 96
UN	FAR 121 OPERATIONS.....	03 12 97
UN	EMERGENCY LOCATOR TRANSMITTER (ELT) (WHEN INSTALLED PER FAIRCHILD AIRCRAFT DRAWING 27K82795).....	11 26 99
REV 01	CORRECTED SECOND FREQUENCY NUMBER FROM 234.0 TO 243.0	08 30 00
UN	PITOT HEAT WARNING SYSTEM (WHEN INSTALLED PER FAIRCHILD AIRCRAFT DRAWING 27K14063)	12 22 99
UN	AVIATION COMMUNICATION AND SURVEILLANCE SYSTEMS (ACSS) DUAL MODE S TRANSPONDER AND TCAS SYSTEMS AS INSTALLED PER M7 AEROSPACE SB 227-34-011	(R) 08 04 05
UN	PITOT HEAT INDICATION IF INSTALLED PER M7 AEROSPACE DRAWING 27K14063-009	03 05 08

METRO III SA227-AC FLIGHT MANUAL 14,500 LB McCAULEY (7MC) REISSUE A DATED 05 22 89
[PN's: PAPER 27-10054-071 / ELECTRONIC 27-10054-220; INCLUDES ALL 227 DOMESTIC AFM'S]

REV. NO.	DESCRIPTION	DATE
A-01	ADD B.F. GOODRICH TIRES AND EDITORIAL CORRECTIONS	08 08 89
A-02	ADDED NEW BRAKE MANUFACTURER NAME, CHANGED NOTE ON MAXIMUM LOADS, REVISED EMERGENCY PROCEDURES, ADDED FUEL VENTING	08 02 91
A-03	ADDED NEW P/N FOR (ABS) BRAKES AND NOTE CONCERNING THE BRAKES, AND NOTES ON COOLING ENGINES	12 06 91
A-04	CHANGED BATTERY OVERHEAT WARNING SYSTEM, CURRENT LIMITERS STEP IN BEFORE TAXI!	03 29 94
A-05	REVISED SECTIONS 0 AND 2.....	03 28 96
A-06	REVISED SECTIONS 0, 1 AND 2.....	05 13 97
A-07	REVISED SECTIONS 0,1, 2, AND 3A	11 18 97
A-08	REVISED SECTIONS 0, 1, 2, 3, AND 3A	05 19 99
A-09	ADDED OUT-OF-TRIM WARNING INFO TO SECTIONS 2 AND 3	04 28 00
A-10	ADDED PNEUMATIC DEICING BOOTS SYSTEM INFO TO COMPLY WITH AD 2000-06-04	06 02 00
A-11	ADDED FUEL BALANCING TO SECTIONS 1 AND 3A.....	12 07 07
A-12	REVISED SECTION 3	05 28 08
A-13	REVISED SECTIONS 0 AND 3.....	12 09 14
A-14	REVISED SECTION 3	08 17 15
A-15	REVISED SECTION III ANNUNCIATOR PANEL LIGHT REFERENCES AND ADDED L/R LOW OIL PRESSURE WARNING LIGHT ON PROCEDURE.....	07 27 20

METRO III SA227-AC FLIGHT MANUAL 14,500 LB McCAULEY SECTION 5 DATED 05 22 89

REV. NO.	DESCRIPTION	DATE
A-01	EDITORIAL CORRECTIONS.....	08 08 89
A-02	ADDED INFORMATION ON ALLOWABLE WEIGHT PLACARDS, CARGO NET P/N AND INFO ON ANCRA SINGLE STUD FITTINGS, MODIFIED WEIGHT & BALANCE DATA.....	08 02 89
A-03	CHANGED WEIGHT AND MOMENT ENVELOPE, ADDED NEW P/N FOR (ABS) BRAKES	12 06 91
A-04	REVISED DATA	05 19 99

METRO III SA227-AC FLIGHT MANUAL 14,500 LB McCAULEY SECTION 6 DATED 05 22 89

REV. NO.	DESCRIPTION	DATE
A-01	REVISED DATA	03 28 96
A-02	REVISED DATA	05 19 99
A-03	ADDED ALTERNATE RUDDER GUST LOCK.....	11 06 03



Ontic Engineering and Manufacturing, Inc

TECHNICAL PUBLICATIONS INDEX

METRO III SA227-AC FLIGHT MANUAL 14,500 LB McCAULEY, SUPPLEMENTS

SUP/REV	DESCRIPTION	DATE
SUP A-01	TAKEOFF WITH SRL OFF/INOPERATIVE.....	05 22 89
SUP A-02	ICAO ANNEX 8 OPERATIONS.....	05 22 89
SUP A-03	FLIGHT DATA RECORDER.....	05 22 89
SUP A-04	COCKPIT VOICE RECORDER.....	05 22 89
SUP A-05	FERRY WITH FLAPS INOPERATIVE.....	04 22 92
SUP A-06	FERRY WITH LANDING GEAR EXTENDED.....	10 01 96
UN	IMPROVED NWS (IF INSTALLED PER SB 227-32-030).....	11 02 90
REV 01	REVISED LIMITATIONS, NORMAL, EMERGENCY AND ABNORMAL PROCEDURES, AND MANUFACTURERS DATA.....	01 06 94
REV 02	ADDED ITEM 4 TO NOSE WHEEL STEERING (MODIFIED IAW SB 227-32-034).....	03 29 94
REV 03	CHANGED NOSE WHEEL STEERING LIMITATIONS, MOVED TEXT TO FOLLOW ON PAGES, SPLIT NOTE ON PAGE 8 AND ADDED TWO PAGES.....	08 10 94
REV 04	CHANGED NOSE WHEEL STEERING INFORMATION (WHEN MODIFIED IAW S.B. 227-32-040).....	03 28 96
UN	TILLER NWS (IF INSTALLED PER SB 227-32-030).....	11 02 90
REV 01	REVISED LIMITATIONS, NORMAL, EMERGENCY AND ABNORMAL PROCEDURES, AND MANUFACTURERS DATA.....	01 06 94
REV 02	ADDED ITEM 4 TO NOSE WHEEL STEERING (MODIFIED IAW SB 227-32-034).....	03 29 94
REV 03	CHANGED NOSE WHEEL STEERING LIMITATIONS, MOVED TEXT TO FOLLOW ON PAGES, SPLIT NOTE ON PAGE 8 AND ADDED TWO PAGES.....	08 10 94
REV 04	CHANGED NOSE WHEEL STEERING INFORMATION (WHEN MODIFIED IAW S.B. 227-32-040).....	03 28 96
UN	COCKPIT VOICE RECORDER (IF INSTALLED PER SB 227-23-001).....	01 03 92
UN	FLIGHT DATA RECORDER (IF INSTALLED IAW FAIRCHILD DRAWING 32-82034).....	03 11 92
REV 01	PROVISIONS FOR INSTALLATION OF F1000 FDR WITH KIT DRAWING 27K82090.....	08 31 98
REV 02	CHANGED EFFECTIVITY ON KIT DRAWING 27K82090 TO INCLUDE SA227-BC AIRPLANES.....	08 04 00
UN	VAPOR CYCLE AIR CONDITIONING SYSTEM (IF INSTALLED IN ACCORDANCE WITH FAIRCHILD AIRCRAFT DRAWING NUMBER 27-84300 OR 27K84300).....	07 09 92
REV 01	ADDED MAXIMUM WEIGHTS AND CORRECTED BAGGAGE COMPARTMENT LOADS.....	11 05 92
REV 02	CHANGED AFT BAGGAGE COMPARTMENT LOAD.....	06 14 93
REV 03	CORRECTED CIRCUIT BREAKER INFO, EDITORIAL ERROR AND ADDED EQUIPMENT LIST TO SECTION 5.....	03 29 94
REV 04	ADDED PLACARD.....	04 27 94
UN	ENTRANCE LIGHTS (WHEN MODIFIED PER SB 227-33-007).....	07 27 92
UN	SIX-COMPARTMENT CARGO CONFIGURATION (IF INSTALLED PER -81 INSTALLATION OF FAIRCHILD DRAWING 27-14005).....	09 24 92
UN	DUAL BLEED AIR FLOW CONTROL.....	02 12 93
UN	SIX-COMPARTMENT CARGO CONFIGURATION (IF INSTALLED PER FAIRCHILD DWG 27-14132-23).....	03 18 93
UN	SIX-COMPARTMENT CARGO CONFIGURATION (IF INSTALLED PER FAIRCHILD DWG 27-14132-1/-19).....	03 22 93
UN	ALLIEDSIGNAL AEROSPACE MK-VI GROUND PROXIMITY WARNING SYSTEM (GPWS) (IF INSTALLED PER FAIRCHILD AIRCRAFT DRAWING NUMBER 27-88105)..... (R)	05 07 96
UN	BENDIX/KING CAS TCAS I TRAFFIC ALERT AND COLLISION AVOIDANCE SYSTEM (IF INSTALLED PER FAIRCHILD AIRCRAFT DRAWING 27-88107, SB 226-23-002, SB 227-23-004, OR SB CC7-23-002).....	04 13 94
UN	FIVE-COMPARTMENT CARGO CONFIGURATION (27-14132-25) (FOR AIRPLANES WITHOUT SEAT TRACKS BUT WITH ADDITIONAL PAN FITTINGS).....	04 18 94
UN	FIVE CARGO NETS.....	04 21 95
UN	IMPROVED VAPOR CYCLE AIR CONDITIONING SYSTEM.....	05 04 95
REV 01	CHANGED NOTE ON PAGE 4.....	06 28 95
REV 02	ADDED PLACARD WHEN ALTITUDE SWITCH IS REMOVED AND CHANGED INFORMATION ABOUT ALTITUDE SWITCH.....	07 15 96
UN	FAR 121 OPERATIONS.....	03 12 97
UN	EMERGENCY LOCATOR TRANSMITTER (ELT) (WHEN INSTALLED PER FAIRCHILD AIRCRAFT DRAWING 27K82795).....	11 26 99
REV 01	CORRECTED SECOND FREQUENCY NUMBER FROM 234.0 TO 243.0.....	08 30 00



Ontic Engineering and Manufacturing, Inc

TECHNICAL PUBLICATIONS INDEX

UN	PITOT HEAT WARNING SYSTEM (WHEN INSTALLED PER FAIRCHILD AIRCRAFT DRAWING 27K14063)	12 22 99
UN	AVIATION COMMUNICATION AND SURVEILLANCE SYSTEMS (ACSS) DUAL MODE S TRANSPONDER AND TCAS SYSTEMS AS INSTALLED PER M7 AEROSPACE SB 227-34-011	(R) 08 04 05
UN	PITOT HEAT INDICATION IF INSTALLED PER M7 AEROSPACE DRAWING 27K14063-009	03 05 08

METRO III SA227-AC FLIGHT MANUAL 16,000 LB (6AC) REISSUE A DATED 05 22 89
[PN's: PAPER 27-10054-069 / ELECTRONIC 27-10054-220; INCLUDES ALL 227 DOMESTIC AFM'S]

REV. NO.	DESCRIPTION	DATE
A-01	ADD B.F. GOODRICH TIRES AND EDITORIAL CORRECTIONS	08 08 89
A-02	ADD B.F. REDUCED POWER TAKEOFF OPERATIONS	04 26 90
A-03	CHANGE NOTE ON MAX LOADS FOR BAGGAGE COMPARTMENTS	08 20 90
A-04	ADDED APPROVED BRAKES, NOTES ON COOLING ENGINES, REVISED EMERGENCY PROCEDURES.....	12 06 91
A-05	CHANGED BATTERY OVERHEAT WARNING SYSTEM, CURRENT LIMITERS STEP IN BEFORE TAXI	03 29 94
A-06	CHANGED INFO ABOUT McCAULEY PROPELLERS, AND GENERATOR LOAD FOR IN FLIGHT OPERATIONS	08 12 94
A-07	REVISED SECTIONS 0 AND 2.....	03 28 96
A-08	REVISED SECTIONS 0, 1 AND 2.....	05 13 97
A-09	REVISED SECTIONS 0, 1, 2, 3A, 4C, AND 4D.....	11 18 97
A-10	REVISED SECTIONS 0, 1, 2, 3, AND 3A	05 11 99
A-11	ADDED OUT-OF-TRIM WARNING INFO TO SECTIONS 2 AND 3	04 28 00
A-12	ADDED PNEUMATIC DEICING BOOTS SYSTEM INFO TO COMPLY WITH AD 2000-06-04	06 02 00
A-13	ADDED FUEL BALANCING TO SECTIONS 1 AND 3A.....	12 07 07
A-14	REVISED SECTION 3	05 28 08
A-15	REVISED SECTION 3	09 24 14
A-16	REVISED SECTIONS 0 AND 3.....	11 14 14
A-17	REVISED SECTION III ANNUNCIATOR PANEL LIGHT REFERENCES AND ADDED L/R LOW OIL PRESSURE WARNING LIGHT ON PROCEDURE.....	07 27 20

METRO III SA227-AC FLIGHT MANUAL 16,000 LB SECTION 5 DATED 05 22 89

REV. NO.	DESCRIPTION	DATE
A-01	EDITORIAL CORRECTIONS.....	08 08 89
A-02	ADD 19 SEATS, REMOVE MOVEMENT TABLES & W/B DATA, CHANGE BAGGAGE MAX LOAD	08 20 90
A-03	MODIFIED WEIGHT AND BALANCE DATA, ADDED CARGO NET P/N AND INFO ON ANCRA SINGLE STUD FITTINGS, CHANGED WEIGHT AND MOMENT ENVELOPE	12 06 91
A-04	REVISED DATA	05 11 99

METRO III SA227-AC FLIGHT MANUAL 16,000 LB SECTION 6 DATED 05 22 89

REV. NO.	DESCRIPTION	DATE
A-01	REVISED SECTION 6	03 28 96
A-02	REVISED DATA	12 12 97
A-03	REVISED DATA	05 11 99
A-04	ADDED ALTERNATE RUDDER GUST LOCK.....	11 06 03

METRO III SA227-AC FLIGHT MANUAL 16,000 LB SUPPLEMENTS

SUP/REV	DESCRIPTION	DATE
SUP A-01	TAKEOFF WITH SRL OFF//INOPERATIVE.....	05 22 89
SUP A-02	FLIGHT DATA RECORDER.....	05 22 89
SUP A-03	COCKPIT VOICE RECORDER	05 22 89



Ontic Engineering and Manufacturing, Inc

TECHNICAL PUBLICATIONS INDEX

SUP A-04	C-26A CONFIGURATION (C-26A AIRCRAFT ONLY).....	05 22 89
REV A-01	INCREASED ZERO FUEL WEIGHT; CLARIFICATION OF MED-EVAC STATUS.....	10 18 89
REV A-02	ADD MFG DATA FOR CONTAMINATED RUNWAY	03 02 90
REV A-03	COMPLETE REISSUE OF SUP A-4	09 20 90
REV A-04	COMPLETE REISSUE OF SUP A-4	02 11 92
REV A-05	ADDED CARGO NET PART NUMBER	07 28 92
SUP A-05	(RESERVED)	
SUP A-06	200 AMPERE ELECTRICAL SYSTEM	08 15 91
SUP A-07	21-INCH DOWTY ROTOL PROPELLER BOOTS	08 15 91
SUP A-08	FERRY WITH FLAPS INOPERATIVE.....	04 22 92
SUP A-09	INCREASED ZERO FUEL AND LANDINGS WEIGHTS	11 06 92
SUP A-10	FERRY WITH LANDING GEAR EXTENDED	10 01 96
UN	IMPROVED NWS (IF INSTALLED PER SB 227-32-030).....	11 02 90
REV 01	REVISED LIMITATIONS, NORMAL, EMERGENCY AND ABNORMAL PROCEDURES, AND MANUFACTURERS DATA.....	01 06 94
REV 02	ADDED ITEM 4 TO NOSE WHEEL STEERING (MODIFIED IAW SB 227-32-034).....	03 29 94
REV 03	CHANGED NOSE WHEEL STEERING LIMITATIONS, MOVED TEXT TO FOLLOW ON PAGES, SPLIT NOTE ON PAGE 8 AND ADDED TWO PAGES	08 10 94
REV 04	CHANGED NOSE WHEEL STEERING INFORMATION (WHEN MODIFIED IAW S.B. 227-32-040)	03 28 96
UN	TILLER NWS (IF INSTALLED PER SB 227-32-030).....	11 02 90
REV 01	REVISED LIMITATIONS, NORMAL, EMERGENCY AND ABNORMAL PROCEDURES, AND MANUFACTURERS DATA.....	01 06 94
REV 02	ADDED ITEM 4 TO NOSE WHEEL STEERING (MODIFIED IAW SB 227-32-034).....	03 29 94
REV 03	CHANGED NOSE WHEEL STEERING LIMITATIONS, MOVED TEXT TO FOLLOW ON PAGES, SPLIT NOTE ON PAGE 8 AND ADDED TWO PAGES	08 10 94
REV 04	CHANGED NOSE WHEEL STEERING INFORMATION (WHEN MODIFIED IAW S.B. 227-32-040)	03 28 96
UN	COCKPIT VOICE RECORDER (IF INSTALLED PER SB 227-23-001).....	01 03 92
UN	FLIGHT DATA RECORDER (IF INSTALLED IAW FAIRCHILD DRAWING 32-82034).....	03 11 92
REV 01	PROVISIONS FOR INSTALLATION OF F1000 FDR WITH KIT DRAWING 27K82090	08 31 98
REV 02	CHANGED EFFECTIVITY ON KIT DRAWING 27K82090 TO INCLUDE SA227-BC AIRPLANES	08 04 00
UN	VAPOR CYCLE AIR CONDITIONING SYSTEM (IF INSTALLED IN ACCORDANCE WITH FAIRCHILD AIRCRAFT DRAWING NUMBER 27-84300 OR 27K84300).....	07 09 92
REV 01	ADDED MAXIMUM WEIGHTS AND CORRECTED BAGGAGE COMPARTMENT LOADS	11 05 92
REV 02	CHANGED AFT BAGGAGE COMPARTMENT LOAD	06 14 93
REV 03	CORRECTED CIRCUIT BREAKER INFO, EDITORIAL ERROR AND ADDED EQUIPMENT LIST TO SECTION 5	03 29 94
REV 04	ADDED PLACARD.....	04 27 94
UN	ENTRANCE LIGHTS (WHEN MODIFIED PER SB 227-33-007).....	07 27 92
UN	SIX-COMPARTMENT CARGO CONFIGURATION (IF INSTALLED PER -81 INSTALLATION OF FAIRCHILD DRAWING 27-14005).....	09 24 92
UN	DUAL BLEED AIR FLOW CONTROL	02 12 93
UN	SIX-COMPARTMENT CARGO CONFIGURATION (IF INSTALLED PER FAIRCHILD DWG 27-14132-23).....	03 18 93
UN	SIX-COMPARTMENT CARGO CONFIGURATION (IF INSTALLED PER FAIRCHILD DWG 27-14132-1/-19).....	03 22 93
UN	ALLIEDSIGNAL AEROSPACE MK-VI GROUND PROXIMITY WARNING SYSTEM (GPWS) (IF INSTALLED PER FAIRCHILD AIRCRAFT DRAWING NUMBER 27-88105)..... (R)	05 07 96
UN	BENDIX/KING CAS TCAS I TRAFFIC ALERT AND COLLISION AVOIDANCE SYSTEM (IF INSTALLED PER FAIRCHILD AIRCRAFT DRAWING 27-88107, SB 226-23-002, SB 227-23-004, OR SB CC7-23-002).....	04 13 94
UN	FIVE-COMPARTMENT CARGO CONFIGURATION (27-14132-25) (FOR AIRPLANES WITHOUT SEAT TRACKS BUT WITH ADDITIONAL PAN FITTINGS)	04 18 94
UN	FIVE CARGO NETS	04 21 95
UN	IMPROVED VAPOR CYCLE AIR CONDITIONING SYSTEM	05 04 95
REV 01	CHANGED NOTE ON PAGE 4	06 28 95
REV 02	ADDED PLACARD WHEN ALTITUDE SWITCH IS REMOVED AND CHANGED INFORMATION ABOUT ALTITUDE SWITCH	07 15 96
UN	FAR 121 OPERATIONS.....	03 12 97
UN	EMERGENCY LOCATOR TRANSMITTER (ELT) (WHEN INSTALLED PER	



Ontic Engineering and Manufacturing, Inc

TECHNICAL PUBLICATIONS INDEX

	FAIRCHILD AIRCRAFT DRAWING 27K82795).....	11 26 99
REV 01	CORRECTED SECOND FREQUENCY NUMBER FROM 234.0 TO 243.0	08 30 00
UN	PITOT HEAT WARNING SYSTEM (WHEN INSTALLED PER FAIRCHILD AIRCRAFT DRAWING 27K14063)	12 22 99
UN	SIX-COMPARTMENT CARGO CONFIGURATION (27K10002-5 INSTALLATION) (EFFECTIVITY : S/N'S 532B, 538B, 571B - 783B, AND 785B - 789B ONLY).....	10 06 00
UN	AVIATION COMMUNICATION AND SURVEILLANCE SYSTEMS (ACSS) DUAL MODE S TRANSPONDER AND TCAS SYSTEMS AS INSTALLED PER M7 AEROSPACE SB 227-34-011	(R) 08 04 05
UN	PITOT HEAT INDICATION IF INSTALLED PER M7 AEROSPACE DRAWING 27K14063-009	03 05 08

MERLIN IVC SA227-AT FLIGHT MANUAL 14,500 LB (7AT)

REISSUE B DATED 11 30 88

[PN's: PAPER 27-10054-061 / ELECTRONIC 27-10054-220: INCLUDES ALL 227 DOMESTIC AFM'S]

REV. NO.	DESCRIPTION	DATE
B-01	ACCOMMODATED SB227-61-006.....	03 03 89
B-02	ADDED B.F. GOODRICH TIRES, APPROVED BRAKES, REVISED EMERGENCY PROCEDURES, CHANGED NOTES ON COOLING ENGINES	12 06 91
B-03	CHANGED BATTERY OVERHEAT WARNING SYSTEM, CURRENT LIMITERS STEP IN BEFORE TAXI	03 29 94
B-04	REVISED SECTIONS 0 AND 4.....	03 28 96
B-05	REVISED SECTIONS 0, 2 AND 4.....	05 13 97
B-06	REVISED SECTIONS 0, 2, 3A, AND 4	11 18 97
B-07	REVISED SECTIONS 0 AND 3.....	05 11 99
B-08	ADDED OUT-OF-TRIM WARNING INFO TO SECTIONS 3 AND 4	04 28 00
B-09	ADDED PNEUMATIC DEICING BOOTS SYSTEM INFO TO COMPLY WITH AD 2000-06-04	06 02 00
B-10	ADDED FUEL BALANCING TO SECTIONS 2 AND 3A.....	12 07 07
B-11	REVISED SECTION 3	05 28 08
B-12	REVISED SECTIONS 0 AND 3.....	12 09 14
B-13	REVISED SECTION III ANNUNCIATOR PANEL LIGHT REFERENCES AND ADDED L/R LOW OIL PRESSURE WARNING LIGHT ON PROCEDURE.....	07 27 20

MERLIN IVC SA227-AT FLIGHT MANUAL 14,500 LB SECTION 6

DATED 11 30 88

REV. NO.	DESCRIPTION	DATE
B-01	ADDED PLAN F, REVISED EXPEDITER LOADING, BENDING MOMENTS INFO.....	11 30 88
B-02	MODIFIED WEIGHT AND BALANCE DATA, CHANGED WEIGHT AND MOMENT ENVELOPE, LISTED NEW NAME AND ADDED PART NUMBER FOR BRAKE MANUFACTURER	12 06 91

MERLIN IVC SA227-AT FLIGHT MANUAL 14,500 LB SECTION 7

DATED 11 30 88

REV. NO.	DESCRIPTION	DATE
B-01	ACCOMMODATED SB227-61-006.....	03 03 89
B-02	CORRECTED EDITORIAL ERROR, CLARIFIED PROCEDURES	12 06 91
B-03	REVISED DATA	03 28 96
B-04	REVISED DATA	05 11 99
B-05	ADDED ALTERNATE RUDDER GUST LOCK.....	11 06 03

MERLIN IVC SA227-AT FLIGHT MANUAL 14,500 LB SECTION 8

DATED 11 30 88

REV. NO.	DESCRIPTION	DATE
----------	-------------	------

MERLIN IVC SA227-AT FLIGHT MANUAL 14,500 LB SUPPLEMENTS

SUP/REV	DESCRIPTION	DATE
SUP B-01	TAKEOFF WITH SRL OFF/INOPERATIVE.....	11 30 88
REV B-01	ACCOMMODATED SB227-61-006.....	03 03 89



Ontic Engineering and Manufacturing, Inc

TECHNICAL PUBLICATIONS INDEX

SUP B-02	McCAULEY PROPELLERS	11 30 88
REV B-01	ACCOMMODATED SB227-61-006.....	03 03 89
SUP B-03	ICAO ANNEX 8 OPERATIONS.....	11 30 88
REV B-01	ACCOMMODATED SB227-61-006.....	03 03 89
SUP B-04	OPERATION IN CANADA.....	11 30 88
REV B-01	REVISED AND DELETED DATA	05 07 97
SUP B-05	FLIGHT DATA RECORDER.....	11 30 88
SUP B-06	COCKPIT VOICE RECORDER	11 30 88
UN	IMPROVED NWS (IF INSTALLED PER SB 227-32-030).....	12 12 91
REV 01	REVISED LIMITATIONS, EMERGENCY, ABNORMAL AND NORMAL PROCEDURES, AND SYSTEMS DESCRIPTIONS	01 06 94
REV 02	ADDED ITEM 4 TO NOSE WHEEL STEERING (MODIFIED IAW SB 227-32-034).....	03 29 94
REV 03	CHANGED NOSE WHEEL STEERING LIMITATIONS, MOVED TEXT TO FOLLOW ON PAGES, SPLIT NOTE ON PAGE 5 AND ADDED TWO PAGES	08 10 94
REV 04	CHANGED NOSE WHEEL STEERING INFORMATION (WHEN MODIFIED IAW S.B. 227-32-040)	03 28 96
UN	COCKPIT VOICE RECORDER (IF INSTALLED PER SB 227-23-001).....	01 03 92
UN	FLIGHT DATA RECORDER (IF INSTALLED IAW FAIRCHILD DRAWING).....	03 11 92
UN	ENTRANCE LIGHTS (WHEN INSTALLED PER SB 227-33-007).....	07 27 92
UN	SIX-COMPARTMENT CARGO CONFIGURATION (IF INSTALLED PER -75 INSTALLATION OF DWG. 24-14005).....	08 05 92
UN	ALLIEDSIGNAL AEROSPACE MK-VI GROUND PROXIMITY WARNING SYSTEM (GPWS) (IF INSTALLED PER FAIRCHILD AIRCRAFT DRAWING NUMBER 27-88105)..... (R)	05 07 96
UN	BENDIX/KING CAS TCAS I TRAFFIC ALERT AND COLLISION AVOIDANCE SYSTEM (IF INSTALLED PER FAIRCHILD AIRCRAFT DRAWING 27-88107, SB 226-23-002, SB 227-23-004, OR SB CC7-23-002).....	04 13 94
UN	EMERGENCY LOCATOR TRANSMITTER (ELT) (WHEN INSTALLED PER FAIRCHILD AIRCRAFT DRAWING 27K82795).....	11 26 99
REV 01	CORRECTED SECOND FREQUENCY NUMBER FROM 234.0 TO 243.0	08 30 00
UN	FLIGHT DATA RECORDER (WHEN INSTALLED PER FAIRCHILD AIRCRAFT DRAWING 32-82034 OR 27K82090).....	12 22 99
UN	PITOT HEAT WARNING SYSTEM (WHEN INSTALLED PER FAIRCHILD AIRCRAFT DRAWING 27K14063).....	12 22 99
UN	AVIATION COMMUNICATION AND SURVEILLANCE SYSTEMS (ACSS) DUAL MODE S TRANSPONDER AND TCAS SYSTEMS AS INSTALLED PER M7 AEROSPACE SB 227-34-011..... (R)	08 04 05
UN	PITOT HEAT INDICATION IF INSTALLED PER M7 AEROSPACE DRAWING 27K14063-009	03 05 08

MERLIN IVC SA227-AT FLIGHT MANUAL 16,000 LB (6AT)

DATED 05 13 87

[PN's: PAPER 27-10054-059 / ELECTRONIC 27-10054-220: INCLUDES ALL 227 DOMESTIC AFM'S]

REV. NO.	DESCRIPTION	DATE
01	ACCOMMODATED SB227-61-006.....	03 03 89
02	ADDED REDUCED POWER TAKEOFF OPERATIONS AND INCLUDED JP-8 IN FUEL SECTIONS, ADDED APPROVED BRAKES, REVISED EMERGENCY PROCEDURES.....	12 06 91
03	REVISED NORMAL, EMERGENCY, AND ABNORMAL PROCEDURES SECTIONS CORRECTED EDITORIAL ERRORS	01 26 93
04	CHANGED BATTERY OVERHEAT WARNING SYSTEM, CURRENT LIMITERS STEP IN BEFORE TAXI	03 29 94
05	REVISED SECTIONS 0 AND 4.....	03 28 96
06	REVISED SECTIONS 0, 2 AND 4.....	05 13 97
07	REVISED SECTIONS 0, 2, 3A, AND 4	11 18 97
08	REVISED SECTIONS 0 AND 3.....	05 11 99
09	ADDED OUT-OF-TRIM WARNING INFO TO SECTIONS 3 AND 4	04 28 00
10	ADDED PNEUMATIC DEICING BOOTS SYSTEM INFO TO COMPLY WITH AD 2000-06-04	06 02 00
11	ADDED FUEL BALANCING TO SECTIONS 2 AND 3A.....	12 07 07
12	REVISED SECTION 3	05 28 08
13	REVISED SECTIONS 0 AND 3.....	11 14 14
14	REVISED SECTION III ANNUNCIATOR PANEL LIGHT REFERENCES AND ADDED	



Ontic Engineering and Manufacturing, Inc

TECHNICAL PUBLICATIONS INDEX

L/R LOW OIL PRESSURE WARNING LIGHT ON PROCEDURE.....		07 27 20
MERLIN IVC SA227-AT FLIGHT MANUAL 16,000 LB SECTION 6		DATED 05 13 87
REV. NO.	DESCRIPTION	DATE
01	MODIFIED WEIGHT AND BALANCE DATA, EXPANDED EXPEDITER CARGO CONFIGURATION SECTION, CHANGED WEIGHT AND MOMENT BALANCE.....	12 06 91
02	MODIFIED WEIGHT AND BALANCE IN FIGURES 6-1, 6-2 AND 6-32. CORRECTED EDITORIAL ERRORS	01 26 93
MERLIN IVC SA227-AT FLIGHT MANUAL 16,000 LB SECTION 7		DATED 05 13 87
REV. NO.	DESCRIPTION	DATE
01	NOSE GR. FIG., PROP. DESCRIP., LOW OIL PRESS. ANNUN.....	02 01 88
02	ACCOMMODATED SB 227-61-006.....	03 03 89
03	CORRECTED EDITORIAL ERRORS	01 26 93
04	REVISED DATA	03 28 96
05	REVISED DATA	05 11 99
06	ADDED ALTERNATE RUDDER GUST LOCK.....	11 06 03
07	CORRECTED REVISION DATE FOR PAGE 7-21	11 03 14
MERLIN IVC SA227-AT FLIGHT MANUAL 16,000 LB SECTION 8		DATED 05 13 87
REV. NO.	DESCRIPTION	DATE
01	CORRECTED EDITORIAL ERRORS	01 26 93
MERLIN IVC SA227-AT FLIGHT MANUAL 16,000 LB SUPPLEMENTS		
SUP/REV	DESCRIPTION	DATE
SUP 01	TAKEOFF WITH SRL OFF/INOPERATIVE.....	05 13 87
REV 01	ACCOMMODATED SB227-61-006	03 03 89
SUP 02	FLIGHT DATA RECORDER.....	08 03 88
SUP 03	COCKPIT VOICE RECORDER	08 03 88
REV 01	ADDED CVR MODEL A100A & OPT UNDERWATER LOCATOR BEACON.....	12 07 88
UN	IMPROVED NWS (IF INSTALLED PER SB 227-32-030).....	12 12 91
REV 01	REVISED LIMITATIONS, EMERGENCY, ABNORMAL AND NORMAL PROCEDURES, AND SYSTEMS DESCRIPTIONS	01 06 94
REV 02	ADDED ITEM 4 TO NOSE WHEEL STEERING (MODIFIED IAW SB 227-32-034).....	03 29 94
REV 03	CHANGED NOSE WHEEL STEERING LIMITATIONS, MOVED TEXT TO FOLLOW ON PAGES, SPLIT NOTE ON PAGE 5 AND ADDED TWO PAGES	08 10 94
REV 04	CHANGED NOSE WHEEL STEERING INFORMATION (WHEN MODIFIED IAW S.B. 227-32-040)	03 28 96
UN	COCKPIT VOICE RECORDER (IF INSTALLED PER SB 227-23-001).....	01 03 92
UN	FLIGHT DATA RECORDER (IF INSTALLED IAW FAIRCHILD DRAWING 32-82034)	03 11 92
UN	ENTRANCE LIGHTS (WHEN MODIFIED PER SB 227-33-007).....	07 27 92
UN	SIX-COMPARTMENT CARGO CONFIGURATION (IF INSTALLED PER -75 INSTALLATION OF DWG. 27-14005).....	08 05 92
UN	ALLIEDSIGNAL AEROSPACE MK-VI GROUND PROXIMITY WARNING SYSTEM (GPWS) (IF INSTALLED PER FAIRCHILD AIRCRAFT DRAWING NUMBER 27-88105)..... (R)	05 07 96
UN	BENDIX/KING CAS TCAS I TRAFFIC ALERT AND COLLISION AVOIDANCE SYSTEM (IF INSTALLED PER FAIRCHILD AIRCRAFT DRAWING 27-88107, SB 226-23-002, SB 227-23-004, OR SB CC7-23-002).....	04 13 94
UN	EMERGENCY LOCATOR TRANSMITTER (ELT) (WHEN INSTALLED PER FAIRCHILD AIRCRAFT DRAWING 27K82795).....	11 26 99
REV 01	CORRECTED SECOND FREQUENCY NUMBER FROM 234.0 TO 243.0	08 30 00
UN	FLIGHT DATA RECORDER (WHEN INSTALLED PER FAIRCHILD AIRCRAFT DRAWING 32-82034 OR 27K82090).....	12 22 99
UN	PITOT HEAT WARNING SYSTEM (WHEN INSTALLED PER FAIRCHILD AIRCRAFT DRAWING 27K14063)	12 22 99



Ontic Engineering and Manufacturing, Inc

TECHNICAL PUBLICATIONS INDEX

UN	AVIATION COMMUNICATION AND SURVEILLANCE SYSTEMS (ACSS) DUAL MODE S TRANSPONDER AND TCAS SYSTEMS AS INSTALLED PER M7 AEROSPACE SB 227-34-011..... (R) 08 04 05
UN	PITOT HEAT INDICATION IF INSTALLED PER M7 AEROSPACE DRAWING 27K14063-009 03 05 08

MERLIN IIIC SA227-TT FLIGHT MANUAL

REISSUE A DATED 08 07 81

[PN's: PAPER 27-10054-053 / ELECTRONIC 27-10054-220: INCLUDES ALL 227 DOMESTIC AFM'S]

REV. NO.	DESCRIPTION	DATE
01	FLIGHT IN ICING CONDITIONS	12 18 81
02	ANTI-SKID (IF INSTALLED) PROCEDURE	01 11 81
03	NOSE WHEEL STEERING.....	01 14 82
04	PROP DEICE LOADMETER.....	01 21 82
05	LANDING GEAR EMERG EXT & GEAR UP LANDINGS	01 28 82
06	PROP LEADING EDGE TAPE	03 05 82
07	ADD OF SECTION 5 LIST OF EFF PGS & PERFOR DATA	05 05 82
08	AIRSPEED INDICATOR	05 05 82
09	CONTINUED AIRWORTHINESS REQUIREMENTS.....	07 27 82
10	21 INCH PROPELLER DEICE BOOTS	08 09 82
11	USE OF PROP TAPE W/21" PROP DEICE BOOTS	10 05 82
12	INCREASE MAX FWD BAG CMPT LOAD TO 600 LBS.....	03 02 83
13	ADD ENGINE -513G.....	06 10 83
14	ADDED NOTES TO LANDING GEAR EMERGENCY EXTENSION	09 13 84
15	-17 PLACARD FOR LANDING GEAR EMERGENCY EXTENSION	10 15 84
16	BLEED AIR, ICE PROTECTION, AND OXYGEN EQUIPMENT.....	10 10 85
17	CORRECTION TO INSTRUMENT MARKINGS	12 17 85
18	REVISED AWI FLUID MIX.....	12 29 86
19	ACCOMMODATED SB227-61-006.....	03 03 89
20	CHANGED BATTERY OVERHEAT WARNING SYSTEM, CURRENT LIMITERS STEP IN BEFORE TAXI.....	03 29 94
21	REVISED SECTIONS i AND 4.....	03 28 96
22	REVISED SECTIONS i, 2 AND 4.....	05 13 97
23	REVISED SECTIONS i, 2, 3A, AND 4	11 18 97
24	REVISED SECTIONS i and 3	05 11 99
25	ADDED OUT-OF-TRIM WARNING INFO TO SECTIONS 3 AND 4	04 28 00
26	ADDED PNEUMATIC DEICING BOOTS SYSTEM INFO TO COMPLY WITH AD 2000-06-04	06 02 00
27	ADDED FUEL BALANCING TO SECTIONS 2 AND 3A.....	12 07 07
28	REVISED SECTION 3	05 28 08
29	REVISED SECTIONS 0 AND 3.....	12 09 14
30	REVISED SECTION III ANNUNCIATOR PANEL LIGHT REFERENCES AND ADDED L/R LOW OIL PRESSURE WARNING LIGHT ON PROCEDURE.....	07 27 20

MERLIN IIIC SA227-TT FLIGHT MANUAL SECTION 6

DATED 08 07 81

REV. NO.	DESCRIPTION	DATE
01	MAX CAPACITY NOSE COMP AND AWI MOMENT TABLE	03 02 83
02	ADDITION OF LIST OF REVISIONS PAGES.....	11 15 83
03	ADDS PLNS C&D ARR, W/B FORM, PAYLOAD MOMENT TABLES	06 27 84
04	REVISED EQUIPMENT LIST	10 10 85

MERLIN IIIC SA227-TT FLIGHT MANUAL SECTION 7

DATED 03 02 82

REV. NO.	DESCRIPTION	DATE
01	ADDITION OF LIST OF REVISIONS PAGES.....	11 15 83
02	POWER LEVER MANG DURING START, NOISE CONTROL.....	11 30 84
03	PROP DEICE BOOTS AND BETA LIGHT AMPLIFICATION	10 10 85
04	GUST LOCK BELT.....	01 01 86



Ontic Engineering and Manufacturing, Inc

TECHNICAL PUBLICATIONS INDEX

05	ACCOMMODATED SB227-61-006.....	03 03 89
06	REVISED DATA	03 28 96
07	REVISED DATA	05 11 99
08	ADDED ALTERNATE RUDDER GUST LOCK.....	11 06 03

MERLIN IIIC SA227-TT FLIGHT MANUAL SECTION 8

DATED 08 07 81

REV. NO.	DESCRIPTION	DATE
01	CHANGE TO REFUELING PROCEDURE AND OIL CHECK.....	06 03 83
02	ADDITION OF LIST OF REVISIONS PAGES.....	11 15 83
03	ADDITION OF CAUTION TO TOWING PROCEDURE	02 03 84
04	OIL LEVEL CHECK.....	11 30 84

MERLIN IIIC SA227-TT FLIGHT MANUAL SUPPLEMENTS

SUP/REV	DESCRIPTION	DATE
SUP 01	13,230 POUND TAKEOFF WEIGHT.....	08 07 81
REV 01	WEIGHT CORRECTION & PERFORMANCE (REV 1 TO SUP 1)	05 05 82
REV 02	EXPANDED PERFORMANCE CHARTS (REV 2 TO SUP 1).....	10 05 82
REV 03	DELETED ANTI-SKID EFFECTS FROM EXAMPLE FOR FIGURES 11 & 12	09 29 93
SUP 02	BENDIX FCS-8700B AUTO FLIGHT CONTROL SYSTEM	10 29 81
REV 01	CORRECTED WORDING (REV 1 TO SUP 2).....	11 30 81
SUP 03	BENDIX FCS-8700B YAW DAMPER SYSTEM.....	10 29 81
UN	IMPROVED NWS (IF INSTALLED PER SB 32-030)	12 12 91
REV 01	REVISED LIMITATIONS, EMERGENCY, ABNORMAL AND NORMAL PROCEDURES, AND SYSTEMS DESCRIPTIONS	01 06 94
REV 02	ADDED ITEM 4 TO NOSE WHEEL STEERING (MODIFIED IAW SB 227-32-034).....	03 29 94
REV 03	CHANGED NOSE WHEEL STEERING LIMITATIONS, MOVED TEXT TO FOLLOW ON PAGES, SPLIT NOTE ON PAGE 5 AND ADDED TWO PAGES	08 10 94
REV 04	CHANGED NOSE WHEEL STEERING INFORMATION (WHEN MODIFIED IAW S.B. 227-32-040)	03 28 96
UN	COCKPIT VOICE RECORDER (IF INSTALLED PER SB 227-23-001)	01 03 92
UN	AUTO/CONT IGNITION SYSTEM (WHEN INSTALLED PER FAIRCHILD AIRCRAFT DRAWING 27K82087)	02 24 00
REV 01	REVISED PAGES 2 AND 8.....	12 12 02
UN	PITOT HEAT INDICATION IF INSTALLED PER M7 AEROSPACE DRAWING 27K14063-009	03 05 08

FAIRCHILD 300 SA227-TT FLIGHT MANUAL 13,230 LB (300)

DATED 10 04 84

[PN's: PAPER 27-10054-051 / ELECTRONIC 27-10054-220: INCLUDES ALL 227 DOMESTIC AFM'S]

REV. NO.	DESCRIPTION	DATE
01	BLEED AIR, ENGINE FIRE, TIRE LIMITATIONS	09 06 85
02	ICE PROTECTION AND OXYGEN EQUIPMENT	10 10 85
03	REVISED AWI MIX AND ADDED GOODYEAR AEROSPACE TIRES	12 29 86
04	EQUIVALENT METHOD OF COMPLIANCE W/ AD 86-25-04.....	06 24 88
05	ACCOMMODATED SB227-61-006.....	03 03 89
06	CHANGED BATTERY OVERHEAT WARNING SYSTEM, CURRENT LIMITERS STEP IN BEFORE TAXI	03 29 94
07	REVISED SECTIONS 0 AND 4.....	03 28 96
08	REVISED SECTIONS 0, 2 AND 4.....	05 13 97
09	REVISED SECTIONS 0, 2, 3A, AND 4	11 18 97
10	REVISED SECTIONS 0 AND 3.....	05 11 99
11	ADDED OUT-OF-TRIM WARNING INFO TO SECTIONS 3 AND 4	04 28 00
12	ADDED PNEUMATIC DEICING BOOTS SYSTEM INFO TO COMPLY WITH AD 2000-06-04	06 02 00
13	ADDED FUEL BALANCING TO SECTIONS 2 AND 3A.....	12 07 07
14	REVISED SECTION 3	05 28 08
15	REVISED SECTIONS 0 AND 3.....	12 09 14



Ontic Engineering and Manufacturing, Inc

TECHNICAL PUBLICATIONS INDEX

16	REVISED SECTION III ANNUNCIATOR PANEL LIGHT REFERENCES AND ADDED L/R LOW OIL PRESSURE WARNING LIGHT ON PROCEDURE.....	07 27 20
----	---	----------

FAIRCHILD 300 SA227-TT FLIGHT MANUAL 13,230 LB SECTION 6 DATED 10 04 84

REV. NO.	DESCRIPTION	DATE
01	CORRECT APPROVAL INFORMATION BOTTOM PAGES	06 24 88

FAIRCHILD 300 SA227-TT FLIGHT MANUAL 13,230 LB SECTION 7 DATED 10 04 84

REV. NO.	DESCRIPTION	DATE
01	PROP DEICE AND BETA LIGHT CHARACTERISTICS	10 10 85
02	GUST LOCK BELT.....	01 01 86
03	OPERATING TIP REGARDING ENGINE FLAMEOUTS	06 24 88
04	ACCOMMODATED SB227-61-006.....	03 03 89
05	REVISED DATA	03 28 96
06	REVISED DATA	05 11 99
07	ADDED ALTERNATE RUDDER GUST LOCK.....	11 06 03

FAIRCHILD 300 SA227-TT FLIGHT MANUAL 13,230 LB SECTION 8 DATED 10 04 84

REV. NO.	DESCRIPTION	DATE
----------	-------------	------

FAIRCHILD 300 SA227-TT FLIGHT MANUAL 13,230 LB SUPPLEMENTS

SUP/REV	DESCRIPTION	DATE
UN	IMPROVED NWS (IF INSTALLED PER SB 227-32-030).....	12 12 91
REV 01	REVISED LIMITATIONS, EMERGENCY, ABNORMAL AND NORMAL PROCEDURES, AND SYSTEMS DESCRIPTIONS	01 06 94
REV 02	ADDED ITEM 4 TO NOSE WHEEL STEERING (MODIFIED IAW SB 227-32-034).....	03 29 94
REV 03	CHANGED NOSE WHEEL STEERING LIMITATIONS, MOVED TEXT TO FOLLOW ON PAGES, SPLIT NOTE ON PAGE 5 AND ADDED TWO PAGES	08 10 94
REV 04	CHANGED NOSE WHEEL STEERING INFORMATION (WHEN MODIFIED IAW S.B. 227-32-040)	03 28 96
UN	COCKPIT VOICE RECORDER (IF INSTALLED PER SB 227-23-001).....	01 03 92
UN	AUTO/CONT IGNITION SYSTEM (WHEN INSTALLED PER FAIRCHILD AIRCRAFT DRAWING 27K82087)	02 24 00
REV 01	REVISED PAGES 2 AND 8.....	12 12 02

FAIRCHILD 300 SA227-TT FLIGHT MANUAL 13,230 LB SUPPLEMENTS

SUP/REV	DESCRIPTION	DATE
UN	PITOT HEAT INDICATION IF INSTALLED PER M7 AEROSPACE DRAWING 27K14063-009	03 05 08

FAIRCHILD 300 SA227-TT FLIGHT MANUAL 12,500 LB (312) DATED 10 31 85
[PN's: PAPER 27-10054-049 / ELECTRONIC 27-10054-220; INCLUDES ALL 227 DOMESTIC AFM'S]

REV. NO.	DESCRIPTION	DATE
01	REVISED AWI MIX AND ADDED GOODYEAR AEROSPACE TIRES	12 29 86
02	EQUIVALENT METHOD OF COMPLIANCE W/ AD 86-25-04.....	06 24 88
03	ACCOMMODATED SB227-61-006.....	03 03 89
04	CHANGED BATTERY OVERHEAT WARNING SYSTEM, CURRENT LIMITERS STEP IN BEFORE TAXI	03 29 94
05	REVISED SECTIONS 0 AND 4.....	03 28 96



Ontic Engineering and Manufacturing, Inc

TECHNICAL PUBLICATIONS INDEX

06	REVISED SECTIONS 0, 2 AND 4.....	05 13 97
07	REVISED SECTIONS 0, 2, 3A, AND 4	11 18 97
08	REVISED SECTIONS 0 AND 3.....	05 11 99
09	ADDED OUT-OF-TRIM WARNING INFO TO SECTIONS 3 AND 4	04 28 00
10	ADDED PNEUMATIC DEICING BOOTS SYSTEM INFO TO COMPLY WITH AD 2000-06-04	06 02 00
11	ADDED FUEL BALANCING TO SECTIONS 2 AND 3A.....	12 07 07
12	REVISED SECTION 3	05 28 08
13	REVISED SECTIONS 0 AND 3.....	12 09 14
14	REVISED SECTION III ANNUNCIATOR PANEL LIGHT REFERENCES AND ADDED L/R LOW OIL PRESSURE WARNING LIGHT ON PROCEDURE.....	07 27 20

FAIRCHILD 300 SA227-TT FLIGHT MANUAL 12,500 LB SECTION 6 **DATED 10 31 85**

REV. NO.	DESCRIPTION	DATE
01	ADDITION OF PLAN E CONFIGURATION	11 22 85

FAIRCHILD 300 SA227-TT FLIGHT MANUAL 12,500 LB SECTION 7

REV. NO.	DESCRIPTION	DATE
01	OPERATING TIP REGARDING ENGINE FLAMEOUTS	06 24 88
02	ACCOMMODATED SB227-61-006.....	03 03 89
03	REVISED DATA	03 28 96
04	REVISED DATA	05 11 99
05	ADDED ALTERNATE RUDDER GUST LOCK.....	11 06 03

FAIRCHILD 300 SA227-TT FLIGHT MANUAL 12,500 LB SECTION 8 **DATED 10 31 85**

REV. NO.	DESCRIPTION	DATE
----------	-------------	------

FAIRCHILD 300 SA227-TT FLIGHT MANUAL 12,500 LB SUPPLEMENTS

SUP/REV	DESCRIPTION	DATE
UN	IMPROVED NWS (IF INSTALLED PER SB 227-32-030).....	12 12 91
REV 01	REVISED LIMITATIONS, EMERGENCY, ABNORMAL AND NORMAL PROCEDURES, AND SYSTEMS DESCRIPTIONS	01 06 94
REV 02	ADDED ITEM 4 TO NOSE WHEEL STEERING (MODIFIED IAW SB 227-32-034).....	03 29 94
REV 03	CHANGED NOSE WHEEL STEERING LIMITATIONS, MOVED TEXT TO FOLLOW ON PAGES, SPLIT NOTE ON PAGE 5 AND ADDED TWO PAGES	08 10 94
REV 04	CHANGED NOSE WHEEL STEERING INFORMATION (WHEN MODIFIED IAW S.B. 227-32-040)	03 28 96
UN	COCKPIT VOICE RECORDER (IF INSTALLED PER SB 227-23-001).....	01 03 92
UN	AUTO/CONT IGNITION SYSTEM (WHEN INSTALLED PER FAIRCHILD AIRCRAFT DRAWING 27K82087)	02 24 00
REV 01	REVISED PAGES 2 AND 8.....	12 12 02
UN	PITOT HEAT INDICATION IF INSTALLED PER M7 AEROSPACE DRAWING 27K14063-009	03 05 08

METRO III SA227-AC FLIGHT MANUAL (ICAO) 14,500 LB (4AC) **REISSUE B DATED 11 07 90**
[PN's: PAPER 27-10054-067 / ELECTRONIC 27-10054-222: INCLUDES ALL 227 ICAO AFM'S]

REV. NO.	DESCRIPTION	DATE
B-01	ADDED NEW P/N AND NEW NAME OF BRAKE MANUFACTURER, CHANGED NOTE ON MAXIMUM LOADS, REVISED EMERGENCY PROCEDURES.....	12 06 91
B-02	CHANGED BATTERY OVERHEAT WARNING SYSTEM, CURRENT LIMITERS STEP IN BEFORE TAXI	03 29 94
B-03	REVISED SECTIONS 0 AND 2.....	03 28 96
B-04	REVISED SECTIONS 0, 1 AND 2.....	05 13 97



Ontic Engineering and Manufacturing, Inc

TECHNICAL PUBLICATIONS INDEX

B-05	REVISED SECTIONS 0, 1, 2, 3A, AND 4E.....	11 18 97
B-06	REVISED SECTIONS 0, 1, 2, 3, AND 3A.....	05 19 99
B-07	ADDED OUT-OF-TRIM WARNING INFO TO SECTIONS 2 AND 3.....	04 28 00
B-08	ADDED PNEUMATIC DEICING BOOTS SYSTEM INFO TO COMPLY WITH AD 2000-06-04.....	06 02 00
B-09	ADDED FUEL BALANCING TO SECTIONS 1 AND 3A.....	12 07 07
B-10	REVISED SECTION 3.....	05 28 08
B-11	REVISED SECTIONS 0 AND 3.....	11 14 14

METRO III SA227-AC FLIGHT MANUAL (ICAO) 14,500 LB SECTION 5 DATED 11 07 90

REV. NO.	DESCRIPTION	DATE
B-01	MODIFIED WEIGHT AND BALANCE DATA, CHANGED WEIGHT AND MOMENT ENVELOPE, LISTED NEW NAME AND ADD PART NUMBER FOR BRAKE MANUFACTURER.....	12 06 91
B-02	REVISED DATA.....	05 19 99

METRO III SA227-AC FLIGHT MANUAL (ICAO) 14,500 LB SECTION 6 DATED 11 07 90

REV. NO.	DESCRIPTION	DATE
B-01	REVISED DATA.....	03 28 96
B-02	REVISED DATA.....	05 19 99
B-03	ADDED ALTERNATE RUDDER GUST LOCK.....	11 06 03

METRO III SA227-AC FLIGHT MANUAL (ICAO) 14,500 LB SUPPLEMENTS

SUP/REV	DESCRIPTION	DATE
SUP B-01	TAKEOFF WITH SRL OFF/INOPERATIVE.....	11 07 90
SUP B-02	FLIGHT DATA RECORDER.....	11 07 90
SUP B-03	COCKPIT VOICE RECORDER.....	11 07 90
SUP B-04	OPERATION IN CANADA (CANADIAN REGISTRATION ONLY).....	09 20 12
REV B-01	REVISED AND DELETED DATA.....	05 07 97
UN	IMPROVED NWS (IF INSTALLED PER SB 227-32-030).....	11 02 90
REV 01	REVISED LIMITATIONS, NORMAL, EMERGENCY AND ABNORMAL PROCEDURES, AND MANUFACTURERS DATA.....	01 06 94
REV 02	ADDED ITEM 4 TO NOSE WHEEL STEERING (MODIFIED IAW SB 227-32-034).....	03 29 94
REV 03	CHANGED NOSE WHEEL STEERING LIMITATIONS, MOVED TEXT TO FOLLOW ON PAGES, SPLIT NOTE ON PAGE 8 AND ADDED TWO PAGES.....	08 10 94
REV 04	CHANGED NOSE WHEEL STEERING INFORMATION (WHEN MODIFIED IAW S.B. 227-32-040).....	03 28 96
UN	COCKPIT VOICE RECORDER (IF INSTALLED PER SB 227-23-001).....	01 03 92
UN	FLIGHT DATA RECORDER (IF INSTALLED IAW FAIRCHILD DRAWING 32-82034).....	03 11 92
REV 01	PROVISIONS FOR INSTALLATION OF F1000 FDR WITH KIT DRAWING 27K82090.....	08 31 98
REV 02	CHANGED EFFECTIVITY ON KIT DRAWING 27K82090 TO INCLUDE SA227-BC AIRPLANES.....	08 04 00
UN	VAPOR CYCLE AIR CONDITIONING SYSTEM (IF INSTALLED IN ACCORDANCE WITH FAIRCHILD AIRCRAFT DRAWING NUMBER 27-84300 OR 27K84300).....	07 09 92
REV 01	ADDED MAXIMUM WEIGHTS AND CORRECTED BAGGAGE COMPARTMENT LOADS.....	11 05 92
REV 02	CHANGED AFT BAGGAGE COMPARTMENT LOAD.....	06 14 93
REV 03	CORRECTED CIRCUIT BREAKER INFO, EDITORIAL ERROR AND ADDED EQUIPMENT LIST TO SECTION 5.....	03 29 94
UN	ENTRANCE LIGHTS (WHEN MODIFIED PER SB 227-33-007).....	07 27 92
UN	SIX COMPARTMENT CARGO CONFIGURATION (IF INSTALLED PER -81 INSTALLATION OF FAIRCHILD DRAWING 27-14005).....	09 24 92
UN	DUAL BLEED AIR FLOW CONTROL.....	02 12 93
UN	SIX-COMPARTMENT CARGO CONFIGURATION (IF INSTALLED PER FAIRCHILD DWG 27-14132-23).....	03 18 93
UN	SIX-COMPARTMENT CARGO CONFIGURATION (IF INSTALLED PER FAIRCHILD DWG 27-14132-1/-19).....	03 22 93
UN	ALLIEDSIGNAL AEROSPACE MK-VI GROUND PROXIMITY WARNING SYSTEM (GPWS) (IF INSTALLED PER FAIRCHILD AIRCRAFT DRAWING NUMBER 27-88105)..... (R)	05 07 96
UN	BENDIX/KING CAS TCAS I TRAFFIC ALERT AND COLLISION AVOIDANCE	



Ontic Engineering and Manufacturing, Inc

TECHNICAL PUBLICATIONS INDEX

	SYSTEM (IF INSTALLED PER FAIRCHILD AIRCRAFT DRAWING 27-88107, SB 226-23-002, SB 227-23-004, OR SB CC7-23-002).....	04 13 94
UN	FIVE-COMPARTMENT CARGO CONFIGURATION (27-14132-25) (FOR AIRPLANES WITHOUT SEAT TRACKS BUT WITH ADDITIONAL PAN FITTINGS)	04 18 94
UN	FIVE CARGO NETS	04 21 95
UN	IMPROVED VAPOR CYCLE AIR CONDITIONING SYSTEM	05 04 95
REV 01	CHANGED NOTE ON PAGE 4	06 28 95
REV 02	ADDED PLACARD WHEN ALTITUDE SWITCH IS REMOVED AND CHANGED INFORMATION ABOUT ALTITUDE SWITCH	07 15 96
UN	FAR 121 OPERATIONS	03 12 97
UN	EMERGENCY LOCATOR TRANSMITTER (ELT) (WHEN INSTALLED PER FAIRCHILD AIRCRAFT DRAWING 27K82795).....	11 26 99
REV 01	CORRECTED SECOND FREQUENCY NUMBER FROM 234.0 TO 243.0	08 30 00
UN	PITOT HEAT WARNING SYSTEM (WHEN INSTALLED PER FAIRCHILD AIRCRAFT DRAWING 27K14063)	12 22 99
UN	AVIATION COMMUNICATION AND SURVEILLANCE SYSTEMS (ACSS) DUAL MODE S TRANSPONDER AND TCAS SYSTEMS AS INSTALLED PER M7 AEROSPACE SB 227-34-011	(R) 08 04 05
UN	PITOT HEAT INDICATION IF INSTALLED PER M7 AEROSPACE DRAWING 27K14063-009	03 05 08

METRO III SA227-AC FLIGHT MANUAL (ICAO) 14,500 LB McCAULEY (4MC) REISSUE A DATED 05 22 89
[PN's: PAPER 27-10054-065 / ELECTRONIC 27-10054-222; INCLUDES ALL 227 ICAO AFM'S]

REV. NO.	DESCRIPTION	DATE
A-01	ADDED B.F. GOODRICH TIRES, NEW P/N AND NEW NAME OF BRAKE MANUFACTURER, REVISED EMERGENCY PROCEDURES	12 06 91
A-02	CHANGED BATTERY OVERHEAT WARNING SYSTEM, CURRENT LIMITERS STEP IN BEFORE TAXI	03 29 94
A-03	REVISED SECTIONS 0, 1, 2, 3, 3A AND 4	10 17 94
A-04	REVISED SECTIONS 0 AND 2.....	03 28 96
A-05	REVISED SECTIONS 0, 1 AND 2.....	05 13 97
A-06	REVISED SECTIONS 0, 1, 2, AND 3A	11 18 97
A-07	REVISED SECTIONS 0, 1, 2, 3, AND 3A	05 21 99
A-08	ADDED OUT-OF-TRIM WARNING INFO TO SECTIONS 2 AND 3	04 28 00
A-09	ADDED PNEUMATIC DEICING BOOTS SYSTEM INFO TO COMPLY WITH AD 2000-06-04	06 02 00
A-10	ADDED FUEL BALANCING TO SECTIONS 1 AND 3A.....	12 07 07
A-11	REVISED SECTION 3	05 28 08
A-12	REVISED SECTIONS 0 AND 3.....	11 14 14

METRO III SA227-AC FLIGHT MANUAL (ICAO) 14,500 LB McCAULEY SECTION 5 DATED 05 22 89

REV. NO.	DESCRIPTION	DATE
A-01	MODIFIED WEIGHT ANG BALANCE DATA, ADDED INFORMATION FOR ALLOWABLE WEIGHT PLACARDS, ADDED CARGO NET P/N AND INFO ON ANCRA SING STUD FITTINGS, CHANGED WEIGHT AND MOMENT ENVELOPE.....	12 06 91
A-02	REVISED DATA	10 17 94
A-03	REVISED DATA	05 21 99

METRO III SA227-AC FLIGHT MANUAL (ICAO) 14,500 LB McCAULEY SECTION 6 DATED 05 22 89

REV. NO.	DESCRIPTION	DATE
A-01	REVISED DATA	10 17 94
A-02	REVISED DATA	03 28 96
A-03	REVISED DATA	05 21 99
A-04	ADDED ALTERNATE RUDDER GUST LOCK.....	11 06 03



Ontic Engineering and Manufacturing, Inc

TECHNICAL PUBLICATIONS INDEX

METRO III SA227-AC FLIGHT MANUAL (ICAO) 14,500 LB McCAULEY, SUPPLEMENTS

SUP/REV	DESCRIPTION	DATE
SUP A-01	TAKEOFF WITH SRL OFF/INOPERATIVE.....	05 22 89
SUP A-02	OPERATION IN CANADA (CANADIAN REGISTRATION ONLY).....	09 20 12
REV A-01	REVISED AND DELETED DATA	05 07 97
SUP A-03	FLIGHT DATA RECORDER.....	05 22 89
SUP A-04	COCKPIT VOICE RECORDER	05 22 89
UN	IMPROVED NWS (IF INSTALLED PER SB 227-32-030)	11 02 90
REV 01	REVISED LIMITATIONS, NORMAL, EMERGENCY AND ABNORMAL PROCEDURES, AND MANUFACTURERS DATA.....	01 06 94
REV 02	ADDED ITEM 4 TO NOSE WHEEL STEERING (MODIFIED IAW SB 227-32-034).....	03 29 94
REV 03	CHANGED NOSE WHEEL STEERING LIMITATIONS, MOVED TEXT TO FOLLOW ON PAGES, SPLIT NOTE ON PAGE 8 AND ADDED TWO PAGES	08 10 94
REV 04	CHANGED NOSE WHEEL STEERING INFORMATION (WHEN MODIFIED IAW S.B. 227-32-040)	03 28 96
UN	TILLER NWS (IF INSTALLED PER SB 227-32-030)	11 02 90
REV 01	REVISED LIMITATIONS, NORMAL, EMERGENCY AND ABNORMAL PROCEDURES, AND MANUFACTURERS DATA.....	01 06 94
REV 02	ADDED ITEM 4 TO NOSE WHEEL STEERING (MODIFIED IAW SB 227-32-034).....	03 29 94
REV 03	CHANGED NOSE WHEEL STEERING LIMITATIONS, MOVED TEXT TO FOLLOW ON PAGES, SPLIT NOTE ON PAGE 5 AND ADDED TWO PAGES	08 10 94
REV 04	CHANGED NOSE WHEEL STEERING INFORMATION (WHEN MODIFIED IAW S.B. 227-32-040)	03 28 96
UN	COCKPIT VOICE RECORDER (IF INSTALLED PER SB 227-23-001).....	01 03 92
UN	FLIGHT DATA RECORDER (IF INSTALLED IAW FAIRCHILD DRAWING 32-82034).....	03 11 92
REV 01	PROVISIONS FOR INSTALLATION OF F1000 FDR WITH KIT DRAWING 27K82090	08 31 98
REV 02	CHANGED EFFECTIVITY ON KIT DRAWING 27K82090 TO INCLUDE SA227-BC AIRPLANES	08 04 00
UN	VAPOR CYCLE AIR CONDITIONING SYSTEM (IF INSTALLED IAW FAIRCHILD AIRCRAFT DRAWING NUMBER 27-84300 OR 27K84300).....	07 09 92
REV 01	ADDED MAXIMUM WEIGHTS AND CORRECTED BAGGAGE COMPARTMENT LOADS	11 05 92
REV 02	CARGO AFT BAGGAGE COMPARTMENT LOAD	06 14 93
REV 03	CORRECTED CIRCUIT BREAKER INFO, EDITORIAL ERROR AND ADDED EQUIPMENT LIST TO SECTION 5	03 29 94
UN	ENTRANCE LIGHTS (WHEN MODIFIED PER SB 227-33-007).....	07 27 92
UN	SIX COMPARTMENT CARGO CONFIGURATION (IF INSTALLED PER -81 INSTALLATION OF FAIRCHILD DRAWING 27-14005).....	09 24 92
UN	DUAL BLEED AIR FLOW CONTROL	02 12 93
UN	SIX-COMPARTMENT CARGO CONFIGURATION (IF INSTALLED PER FAIRCHILD DWG 27-14132-23).....	03 18 93
UN	SIX-COMPARTMENT CARGO CONFIGURATION (IF INSTALLED PER FAIRCHILD DWG 27-14132-1/-19).....	03 22 93
UN	ALLIEDSIGNAL AEROSPACE MK-VI GROUND PROXIMITY WARNING SYSTEM (GPWS) (IF INSTALLED PER FAIRCHILD AIRCRAFT DRAWING NUMBER 27-88105)..... (R)	05 07 96
UN	BENDIX/KING CAS TCAS I TRAFFIC ALERT AND COLLISION AVOIDANCE SYSTEM (IF INSTALLED PER FAIRCHILD AIRCRAFT DRAWING 27-88107, SB 226-23-002, SB 227-23-004, OR SB CC7-23-002).....	04 13 94
UN	FIVE-COMPARTMENT CARGO CONFIGURATION (27-14132-25) (FOR AIRPLANES WITHOUT SEAT TRACKS BUT WITH ADDITIONAL PAN FITTINGS)	04 18 94
UN	FIVE CARGO NETS	04 21 95
UN	IMPROVED VAPOR CYCLE AIR CONDITIONING SYSTEM	05 04 95
REV 01	CHANGED NOTE ON PAGE 4.....	06 28 95
REV 02	ADDED PLACARD WHEN ALTITUDE SWITCH IS REMOVED AND CHANGED INFORMATION ABOUT ALTITUDE SWITCH.....	07 15 96
UN	FAR 121 OPERATIONS.....	03 12 97
UN	EMERGENCY LOCATOR TRANSMITTER (ELT) (WHEN INSTALLED PER FAIRCHILD AIRCRAFT DRAWING 27K82795).....	11 26 99
REV 01	CORRECTED SECOND FREQUENCY NUMBER FROM 234.0 TO 243.0	08 30 00
UN	PITOT HEAT WARNING SYSTEM (WHEN INSTALLED PER FAIRCHILD AIRCRAFT DRAWING 27K14063)	12 22 99



Ontic Engineering and Manufacturing, Inc

TECHNICAL PUBLICATIONS INDEX

UN	AVIATION COMMUNICATION AND SURVEILLANCE SYSTEMS (ACSS) DUAL MODE S TRANSPONDER AND TCAS SYSTEMS AS INSTALLED PER M7 AEROSPACE SB 227-34-011	(R) 08 04 05
UN	PITOT HEAT INDICATION IF INSTALLED PER M7 AEROSPACE DRAWING 27K14063-009	03 05 08

METRO III SA227-AC FLIGHT MANUAL (ICAO) 16,000 LB (8AC) REISSUE A DATED 05 22 89
[PN's: PAPER 27-10054-063 / ELECTRONIC 27-10054-222; INCLUDES ALL 227 ICAO AFM'S]

REV. NO.	DESCRIPTION	DATE
A-01	ADDED APPROVED BRAKES, CHANGED NOTE ON MAX LOADS FOR BAGGAGE COMPARTMENTS, ADDED NOTES ON COOLING ENGINES, REVISED EMERGENCY PROCEDURES, CHANGED SRL COMPUTER FAILURE SECTION, ADDED FUEL VENTING AND EXHAUST EMISSIONS STATEMENT	03 18 92
A-02	CHANGED BATTERY OVERHEAT WARNING SYSTEM, CURRENT LIMITERS STEP IN BEFORE TAXI	03 29 94
A-03	CHANGED INFO ABOUT McCAULEY PROPELLERS, AND GENERATOR LOAD FOR IN FLIGHT OPERATION	08 12 94
A-04	REVISED SECTIONS 0 AND 4	03 26 95
A-05	REVISED SECTIONS 0 AND 2	03 28 96
A-06	REVISED SECTIONS 0, 1 AND 2	05 13 97
A-07	REVISED SECTIONS 0, 1, 2 AND 4	04 17 97
A-08	REVISED SECTIONS 0, 1, 2, 3A, AND 4J	11 18 97
A-09	REVISED SECTIONS 0, 1, AND 4J	06 05 98
A-10	REVISED SECTIONS 0, 1, 2, 3, AND 3A	05 11 99
A-11	ADDED OUT-OF-TRIM WARNING INFO TO SECTIONS 2 AND 3	04 28 00
A-12	ADDED PNEUMATIC DEICING BOOTS SYSTEM INFO TO COMPLY WITH AD 2000-06-04	06 02 00
A-13	ADDED FUEL BALANCING TO SECTIONS 1 AND 3A	12 07 07
A-14	REVISED SECTION 3	05 28 08
A-15	REVISED SECTIONS 0 AND 3	12 09 14
A-16	REVISED SECTION 3A	06 29 15

METRO III SA227-AC FLIGHT MANUAL (ICAO) 16,000 LB SECTION 5 DATED 05 22 89

REV. NO.	DESCRIPTION	DATE
A-01	MODIFIED WEIGHT AND BALANCE DATA, CHANGED MAXIMUM LOAD INFO, ADDED CARGO NET, ANCRA SINGLE STUD FITTINGS, CHANGED WEIGHT AND BALANCE MOMENT ENVELOPE, AND LISTED NEW NAME AND PART NUMBER FOR BRAKE MANUFACTURER	03 18 92
A-02	REVISED DATA	05 11 99

METRO III SA227-AC FLIGHT MANUAL (ICAO) 16,000 LB SECTION 6 DATED 05 22 89

REV. NO.	DESCRIPTION	DATE
A-01	ADDED TABLES, CHANGED FIGURE NUMBERS, DELETED ITEM FROM LIST OF EFFECTIVE PAGES, AND ADDED PAGES	05 02 95
A-02	REVISED DATA	03 28 96
A-03	REVISED DATA	05 11 99
A-04	ADDED ALTERNATE RUDDER GUST LOCK	11 06 03

METRO III SA227-AC FLIGHT MANUAL (ICAO) 16,000 LB SUPPLEMENTS

SUP/REV	DESCRIPTION	DATE
SUP A-01	TAKEOFF WITH SRL OFF/INOPERATIVE	05 22 89
SUP A-02	AC SYSTEM WITH THREE INVERTERS	05 22 89
SUP A-03	FLIGHT DATA RECORDER (FOR AC-670B ONLY)	05 22 89
SUP A-04	COCKPIT VOICE RECORDER (FOR AC-670B ONLY)	05 22 89
SUP A-05	FLIGHT DATA RECORDER (FOR AC-692B ONLY)	05 22 89



Ontic Engineering and Manufacturing, Inc

TECHNICAL PUBLICATIONS INDEX

SUP A-06	COCKPIT VOICE RECORDER (FOR AC-692B ONLY)	05 22 89
SUP A-07	FLIGHT DATA RECORDER	05 22 89
SUP A-08	COCKPIT VOICE RECORDER	05 22 89
SUP A-09	OPERATION IN CANADA (CANADIAN REGISTRATION ONLY).....	09 20 12
REV A-01	REVISED AND DELETED DATA	05 07 97
SUP A-10	200 AMPERE ELECTRICAL SYSTEM	08 15 91
SUP A-11	21-INCH DOWTY ROTOL PROPELLER BOOTS	07 23 91
SUP A-12	INCREASED ZERO FUEL AND LANDINGS WEIGHTS	11 06 92
SUP A-13	AIRCRAFT BRAKING SYSTEM (ABS) ANTI-SKID/POWER BRAKE SYSTEM (IF INSTALLED IAW FAIRCHILD DRAWING NUMBER 27-85211)	08 12 94
SUP A-14	14,500 POUNDS MTOW AIRCRAFT	11 01 94
REV A-01	REVISED PAGES 2, 3 AND 11 THRU 18	12 19 94
SUP A-15	REDUCED VISCOSITY HYDRAULIC FLUID	12 19 94
SUP A-16	OPERATION WITH DUAL BLEED AIR FLOW CONTROL	07 11 02
UN	IMPROVED NWS (IF INSTALLED PER SB 227-32-030)	11 02 90
REV 01	REVISED LIMITATIONS, NORMAL, EMERGENCY AND ABNORMAL PROCEDURES, AND MANUFACTURERS DATA.....	01 06 94
REV 02	ADDED ITEM 4 TO NOSE WHEEL STEERING (MODIFIED IAW SB 227-32-034).....	03 29 94
REV 03	CHANGED NOSE WHEEL STEERING LIMITATIONS, MOVED TEXT TO FOLLOW ON PAGES, SPLIT NOTE ON PAGE 8 AND ADDED TWO PAGES	08 10 94
REV 04	CHANGED NOSE WHEEL STEERING INFORMATION (WHEN MODIFIED IAW SB 227-32-040)	03 28 96
UN	TILLER NWS (IF INSTALLED PER SB 227-32-030)	11 02 90
REV 01	REVISED LIMITATIONS, NORMAL, EMERGENCY AND ABNORMAL PROCEDURES, AND MANUFACTURERS DATA.....	01 06 94
REV 02	ADDED ITEM 4 TO NOSE WHEEL STEERING (MODIFIED IAW SB 227-32-034).....	03 29 94
REV 03	CHANGED NOSE WHEEL STEERING LIMITATIONS, MOVED TEXT TO FOLLOW ON PAGES, SPLIT NOTE ON PAGE 8 AND ADDED TWO PAGES	08 10 94
REV 04	CHANGED NOSE WHEEL STEERING INFORMATION (WHEN MODIFIED IAW SB 227-32-040)	03 28 96
UN	COCKPIT VOICE RECORDER (IF INSTALLED PER SB 227-23-001).....	01 03 92
UN	FLIGHT DATA RECORDER (IF INSTALLED IAW FAIRCHILD DRAWING 32-82034)	03 11 92
REV 01	PROVISIONS FOR INSTALLATION OF F1000 FDR WITH KIT DRAWING 27K82090	08 31 98
REV 02	CHANGED EFFECTIVITY ON KIT DRAWING 27K82090 TO INCLUDE SA227-BC AIRPLANES	08 04 00
UN	VAPOR CYCLE AIR CONDITIONING SYSTEM (IF INSTALLED IAW FAIRCHILD AIRCRAFT DRAWING NUMBER 27-84300 OR 27K84300).....	07 09 92
REV 01	ADDED MAXIMUM WEIGHTS AND CORRECTED BAGGAGE COMPARTMENT LOADS	11 05 92
REV 02	CHANGED AFT BAGGAGE COMPARTMENT LOAD	06 14 93
REV 03	CORRECTED CIRCUIT BREAKER INFO, EDITORIAL ERROR AND ADDED EQUIPMENT LIST TO SECTION 5	03 29 94
REV 04	ADDED PLACARD.....	04 27 94
UN	ENTRANCE LIGHTS (WHEN MODIFIED PER SB 227-33-007).....	07 27 92
UN	SIX COMPARTMENT CARGO CONFIGURATION (IF INSTALLED PER -81 INSTALLATION OF FAIRCHILD DRAWING 27-14005).....	09 24 92
UN	DUAL BLEED AIR FLOW CONTROL	02 12 93
UN	SIX-COMPARTMENT CARGO CONFIGURATION (IF INSTALLED PER FAIRCHILD DWG 27-14132-23).....	03 18 93
UN	SIX-COMPARTMENT CARGO CONFIGURATION (IF INSTALLED PER FAIRCHILD DWG 27-14132-1/-19).....	03 22 93
UN	5 CHANNEL FLIGHT DATA RECORDER	06 04 93
UN	ALLIEDSIGNAL AEROSPACE MK-VI GROUND PROXIMITY WARNING SYSTEM (GPWS) (IF INSTALLED PER FAIRCHILD AIRCRAFT DRAWING NUMBER 27-88105)..... (R)	05 07 96
UN	BENDIX/KING CAS TCAS I TRAFFIC ALERT AND COLLISION AVOIDANCE SYSTEM (IF INSTALLED PER FAIRCHILD AIRCRAFT DRAWING 27-88107, SB 226-23-002, SB 227-23-004, OR SB CC7-23-002).....	04 13 94
UN	FIVE-COMPARTMENT CARGO CONFIGURATION (27-14132-25) (FOR AIR- PLANES WITHOUT SEAT TRACKS BUT WITH ADDITIONAL PAN FITTINGS)	04 18 94
UN	FIVE CARGO NETS	04 21 95
UN	IMPROVED VAPOR CYCLE AIR CONDITIONING SYSTEM	05 04 95
REV 01	CHANGED NOTE ON PAGE 4	06 28 95
REV 02	ADDED PLACARD WHEN ALTITUDE SWITCH IS REMOVED AND CHANGED	



Ontic Engineering and Manufacturing, Inc

TECHNICAL PUBLICATIONS INDEX

	INFORMATION ABOUT ALTITUDE SWITCH.....	07 15 96
UN	FAR 121 OPERATIONS.....	03 12 97
UN	EMERGENCY LOCATOR TRANSMITTER (ELT) (WHEN INSTALLED PER FAIRCHILD AIRCRAFT DRAWING 27K82795).....	11 26 99
REV 01	CORRECTED SECOND FREQUENCY NUMBER FROM 234.0 TO 243.0	08 30 00
UN	PITOT HEAT WARNING SYSTEM (WHEN INSTALLED PER FAIRCHILD AIRCRAFT DRAWING 27K14063)	12 22 99
UN	SIX-COMPARTMENT CARGO CONFIGURATION (27K10002-5 INSTALLATION) (EFFECTIVITY : S/N'S 532B, 538B, 571B - 783B, AND 785B - 789B ONLY).....	10 06 00
UN	AVIATION COMMUNICATION AND SURVEILLANCE SYSTEMS (ACSS) DUAL MODE S TRANSPONDER AND TCAS SYSTEMS AS INSTALLED PER M7 AEROSPACE SB 227-34-011	(R) 08 04 05
UN	PITOT HEAT INDICATION IF INSTALLED PER M7 AEROSPACE DRAWING 27K14063-009	03 05 08

MERLIN IVC SA227-AT FLIGHT MANUAL (ICAO) 14,500 LB (4AT) REISSUE A DATED 11 30 88
[PN's: PAPER 27-10054-057 / ELECTRONIC 27-10054-222; INCLUDES ALL 227 ICAO AFM'S]

REV. NO.	DESCRIPTION	DATE
A-01	ACCOMMODATED SB 227-61-006.....	03 03 89
A-02	CHANGED INTERVAL FOR OVERSPEED GOVERNOR CHECK, ADDED B.F. GOODRICH TIRES, APPROVED BRAKES, REVISED EMERGENCY PROCEDURES	12 06 91
A-03	CHANGED BATTERY OVERHEAT WARNING SYSTEM, CURRENT LIMITERS STEP IN BEFORE TAXI.....	03 29 94
A-04	REVISED SECTIONS 0 AND 4.....	03 28 96
A-05	REVISED SECTIONS 0, 2 AND 4.....	05 13 97
A-06	REVISED SECTIONS 0, 2, 3A, AND 4	11 18 97
A-07	REVISED SECTIONS 0 AND 3.....	05 11 99
A-08	ADDED OUT-OF-TRIM WARNING INFO TO SECTIONS 3 AND 4	04 28 00
A-09	ADDED PNEUMATIC DEICING BOOTS SYSTEM INFO TO COMPLY WITH AD 2000-06-04	06 02 00
A-10	ADDED FUEL BALANCING TO SECTIONS 2 AND 3A.....	12 07 07
A-11	REVISED SECTION 3	05 28 08
A-12	REVISED SECTIONS 0 AND 3.....	11 14 14

MERLIN IVC SA227-AT FLIGHT MANUAL (ICAO) 14,500 LB SECTION 6 DATED 11 30 88

REV. NO.	DESCRIPTION	DATE
A-01	ADDED METRIC EQUIV, PLAN F, REVISED EXPEDITER LOADING	11 30 88
A-02	MODIFIED WEIGHT AND BALANCE DATA, CHANGED WEIGHT AND MOMENT ENVELOPE, LISTED NEW NAME AND ADDED P/N FOR BRAKE MANUFACTURER.....	12 06 91

MERLIN IVC SA227-AT FLIGHT MANUAL (ICAO) 14,500 LB SECTION 7 DATED 11 30 88

REV. NO.	DESCRIPTION	DATE
A-01	ACCOMMODATED SB 227-61-006.....	03 03 89
A-02	CORRECTED EDITORIAL ERROR, CLARIFIED PROCEDURES	12 06 91
A-03	REVISED DATA	03 28 96
A-04	REVISED DATA	05 11 99
A-05	ADDED ALTERNATE RUDDER GUST LOCK.....	11 06 03

MERLIN IVC SA227-AT FLIGHT MANUAL (ICAO) 14,500 LB SECTION 8 DATED 11 30 88

REV. NO.	DESCRIPTION	DATE
----------	-------------	------

MERLIN IVC SA227-AT FLIGHT MANUAL (ICAO) 14,500 LB SUPPLEMENTS

SUP/REV	DESCRIPTION	DATE
SUP A-01	TAKEOFF WITH SRL OFF/INOPERATIVE.....	11 30 88



Ontic Engineering and Manufacturing, Inc

TECHNICAL PUBLICATIONS INDEX

REV A-01	ACCOMMODATED SB 227-61-006.....	03 03 89
SUP A-02	McCAULEY PROPELLERS.....	RESERVED
SUP A-03	OPERATION IN CANADA (CANADIAN REGISTRATION ONLY).....	09 20 12
REV A-01	CORRECTED TOOL IDENTIFICATION	03 03 89
REV A-02	REVISED AND DELETED DATA	05 07 97
SUP A-04	FLIGHT DATA RECORDER.....	11 30 88
SUP A-05	COCKPIT VOICE RECORDER	11 30 88
UN	IMPROVED NWS (IF INSTALLED PER SB 227-32-030).....	12 12 91
REV 01	REVISED LIMITATIONS, EMERGENCY, ABNORMAL AND NORMAL PROCEDURES, AND SYSTEMS DESCRIPTION.....	01 06 94
REV 02	ADDED ITEM 4 TO NOSE WHEEL STEERING (MODIFIED IAW SB 227-32-034).....	03 29 94
REV 03	CHANGED NOSE WHEEL STEERING LIMITATIONS, MOVED TEXT TO FOLLOW ON PAGES, SPLIT NOTE ON PAGE 5 AND ADDED TWO PAGES	08 10 94
REV 04	CHANGED NOSE WHEEL STEERING INFORMATION (WHEN MODIFIED IAW SB 227-32-040)	03 28 96
UN	COCKPIT VOICE RECORDER (IF INSTALLED PER SB 227-23-001).....	01 03 92
UN	ENTRANCE LIGHTS (IF MODIFIED BY SB 227-33-007)	07 27 92
UN	SIX COMPARTMENT CARGO CONFIGURATION (IF INSTALLED PER -75 INSTALLATION OF DWG. 27-14005).....	08 05 92
UN	ALLIEDSIGNAL AEROSPACE MK-VI GROUND PROXIMITY WARNING SYSTEM (GPWS) (IF INSTALLED PER FAIRCHILD AIRCRAFT DRAWING NUMBER 27-88105).....	(R) 05 07 96
UN	BENDIX/KING CAS TCAS I TRAFFIC ALERT AND COLLISION AVOIDANCE SYSTEM (IF INSTALLED PER FAIRCHILD AIRCRAFT DRAWING 27-88107, SB 226-23-002, SB 227-23-004, OR SB CC7-23-002).....	04 13 94
UN	EMERGENCY LOCATOR TRANSMITTER (ELT) (WHEN INSTALLED PER FAIRCHILD AIRCRAFT DRAWING 27K82795).....	11 26 99
REV 01	CORRECTED SECOND FREQUENCY NUMBER FROM 234.0 TO 243.0	08 30 00
UN	FLIGHT DATA RECORDER (WHEN INSTALLED PER FAIRCHILD AIRCRAFT DRAWING 32-82034 OR 27K82090).....	12 22 99
UN	PITOT HEAT WARNING SYSTEM (WHEN INSTALLED PER FAIRCHILD AIRCRAFT DRAWING 27K14063)	12 22 99
UN	AVIATION COMMUNICATION AND SURVEILLANCE SYSTEMS (ACSS) DUAL MODE S TRANSPONDER AND TCAS SYSTEMS AS INSTALLED PER M7 AEROSPACE SB 227-34-011.....	(R) 08 04 05
UN	PITOT HEAT INDICATION IF INSTALLED PER M7 AEROSPACE DRAWING 27K14063-009	03 05 08

MERLIN IVC SA227-AT FLIGHT MANUAL (ICAO) 16,000 LB (8AT)

DATED 05 13 87

[PN'S: PAPER 27-10054-055 / ELECTRONIC 27-10054-222; INCLUDES ALL 227 ICAO AFM'S]

REV. NO.	DESCRIPTION	DATE
01	ACCOMMODATED SB 227-61-006.....	03 03 89
02	REVISED NORMAL, EMERGENCY, AND ABNORMAL PROCEDURES. CORRECTED EDITORIAL ERRORS	01 26 93
03	CHANGED BATTERY OVERHEAT WARNING SYSTEM, CURRENT LIMITERS STEP IN BEFORE TAXI	03 29 94
04	REVISED SECTION 0 AND 4	03 28 96
05	REVISED SECTIONS 0, 2 AND 4.....	05 13 97
06	REVISED SECTIONS 0, 2, 3A, AND 4	11 18 97
07	REVISED SECTIONS 0 AND 3.....	05 11 99
08	REVISED SECTIONS 0 AND 5G	11 26 99
09	ADDED OUT-OF-TRIM WARNING INFO TO SECTIONS 3 AND 4	04 28 00
10	ADDED PNEUMATIC DEICING BOOTS SYSTEM INFO TO COMPLY WITH AD 2000-06-04	06 02 00
11	ADDED FUEL BALANCING TO SECTIONS 2 AND 3A.....	12 07 07
12	REVISED SECTION 3	05 28 08
13	REVISED SECTIONS 0 AND 3.....	12 09 14



Ontic Engineering and Manufacturing, Inc

TECHNICAL PUBLICATIONS INDEX

MERLIN IVC SA227-AT FLIGHT MANUAL (ICAO) 16,000 LB SECTION 6 **DATED 05 13 87**

REV. NO.	DESCRIPTION	DATE
01	MODIFIED WEIGHT AND BALANCE DATA FIGURES 6-1 & 6-2, EXPANDED EXPEDITER CARGO CONFIGURATION SECTION, CHANGED WEIGHT AND MOMENT ENVELOPE, ETC.....	01 26 93

MERLIN IVC SA227-AT FLIGHT MANUAL (ICAO) 16,000 LB SECTION 7 **DATED 05 13 87**

REV. NO.	DESCRIPTION	DATE
01	METRIC UNITS, NOSE GR. FIG., PROP. DESCRIP., LOW OIL PRESS. ANNUN.....	02 01 88
02	ACCOMMODATED SB 227-61-006.....	03 03 89
03	CORRECTED EDITORIAL ERRORS.....	01 26 93
04	REVISED DATA.....	03 28 96
05	REVISED DATA.....	05 11 99
06	ADDED ALTERNATE RUDDER GUST LOCK.....	11 06 03

MERLIN IVC SA227-AT FLIGHT MANUAL (ICAO) 16,000 LB SECTION 8 **DATED 05 13 87**

REV. NO.	DESCRIPTION	DATE
01	CORRECTED EDITORIAL ERROR.....	01 26 93

MERLIN IVC SA227-AT FLIGHT MANUAL (ICAO) 16,000 LB SUPPLEMENTS

SUP/REV	DESCRIPTION	DATE
SUP 01	TAKEOFF WITH SRL OFF/INOPERATIVE.....	05 13 87
REV 01	ACCOMMODATED SB 227-61-006.....	03 03 89
SUP 02	FLIGHT DATA RECORDER (FOR AT-440B ONLY).....	06 17 88
SUP 03	COCKPIT VOICE RECORDER (FOR AT-440B ONLY).....	06 17 88
SUP 04	FLIGHT DATA RECORDER.....	08 03 88
SUP 05	COCKPIT VOICE RECORDER.....	08 03 88
REV 01	ADDED CVR MODEL A100A & OPT UNDERWATER LOCATOR BEACON.....	12 07 88
SUP 06	OPERATION IN CANADA (CANADIAN REGISTRATION ONLY).....	09 20 12
REV 01	REVISED AND DELETED DATA.....	05 07 97
UN	IMPROVED NWS (IF INSTALLED PER SB 227-32-030).....	12 12 91
REV 01	REVISED LIMITATIONS, EMERGENCY, ABNORMAL AND NORMAL PROCEDURES, AND SYSTEMS DESCRIPTION.....	01 06 94
REV 02	ADDED ITEM 4 TO NOSE WHEEL STEERING (MODIFIED IAW SB 227-32-034).....	03 29 94
REV 03	CHANGED NOSE WHEEL STEERING LIMITATIONS, MOVED TEXT TO FOLLOW ON PAGES, SPLIT NOTE ON PAGE 5 AND ADDED TWO PAGES.....	08 10 94
REV 04	CHANGED NOSE WHEEL STEERING INFORMATION (WHEN MODIFIED IAW S.B. 227-32-040).....	03 28 96
UN	COCKPIT VOICE RECORDER (IF INSTALLED PER SB 227-23-001).....	01 03 92
UN	ENTRANCE LIGHTS (IF MODIFIED BY SB 227-33-007).....	07 27 92
UN	SIX COMPARTMENT CARGO CONFIGURATION (IF INSTALLED PER -75 INSTALLATION OF DWG. 27-14005).....	08 05 92
UN	ALLIEDSIGNAL AEROSPACE MK-VI GROUND PROXIMITY WARNING SYSTEM (GPWS) (IF INSTALLED PER FAIRCHILD AIRCRAFT DRAWING NUMBER 27-88105)..... (R)	05 07 96
UN	BENDIX/KING CAS TCAS I TRAFFIC ALERT AND COLLISION AVOIDANCE SYSTEM (IF INSTALLED PER FAIRCHILD AIRCRAFT DRAWING 27-88107, SB 226-23-002, SB 227-23-004, OR SB CC7-23-002).....	04 13 94
UN	EMERGENCY LOCATOR TRANSMITTER (ELT) (WHEN INSTALLED PER FAIRCHILD AIRCRAFT DRAWING 27K82795).....	11 26 99
REV 01	CORRECTED SECOND FREQUENCY NUMBER FROM 234.0 TO 243.0.....	08 30 00
UN	FLIGHT DATA RECORDER (WHEN INSTALLED PER FAIRCHILD AIRCRAFT DRAWING 32-82034 OR 27K82090).....	12 22 99
UN	PITOT HEAT WARNING SYSTEM (WHEN INSTALLED PER FAIRCHILD AIRCRAFT DRAWING 27K14063.....	12 22 99
UN	AVIATION COMMUNICATION AND SURVEILLANCE SYSTEMS (ACSS) DUAL MODE S TRANSPONDER AND TCAS SYSTEMS AS INSTALLED	



Ontic Engineering and Manufacturing, Inc

TECHNICAL PUBLICATIONS INDEX

UN	PER M7 AEROSPACE SB 227-34-011..... (R) 08 04 05
	PITOT HEAT INDICATION IF INSTALLED PER M7 AEROSPACE DRAWING 27K14063-009 03 05 08

SA227-BC FLIGHT MANUAL 16,000 LB (6BC)

DATED 09 25 89

[PN's: PAPER 27-10054-075 / ELECTRONIC 27-10054-220; INCLUDES ALL 227 DOMESTIC AFM'S]

REV. NO.	DESCRIPTION	DATE
01	NTS SYS CHECK, FIRST SEG CLIMB, WET LIMITATIONS CHANGES	02 08 90
02	TACHOMETER MARKINGS	05 17 90
03	HIGH/LOW BLEED AIR PROCEDURES	07 10 90
04	FUEL VENTING AND EXHAUST EMISSIONS, FLYOVER NOISE LEVELS, MAX LOADS, FWD AND AFT BAGGAGE COMP	04 22 91
05	-3 AND -7 SRL COMPUTERS	03 28 91
06	-12UAR ENGINE/CAWI, TAKEOFF WITH CAWI.....	07 09 91
07	ADDED BRAKE P/N, NOTES ON COOLING ENGINES AND REVISED EMERGENCY PROCEDURES.....	12 06 91
08	CHANGED BLADE ANGLE INFO FOR THE PROPELLERS, AND ADDED APPROVED TIRE	07 28 92
09	CHANGED INSTRUMENT MARKINGS, NOTE IN MAX WGTS, NTS SYS REF.....	12 21 92
10	NEW ENG DESIGNATION FOR -10 SRL COMPUTER, ADDED NEW TIRE	03 18 93
11	CHANGED BATTERY OVERHEAT WARNING SYSTEM, CURRENT LIMITERS STEP IN BEFORE TAXI	03 29 94
12	REVISED SECTIONS 0, 1, 2, 3 AND 3A	06 29 95
13	REVISED SECTIONS 0 AND 2.....	03 28 96
14	REVISED SECTIONS 0, 1 AND 2.....	05 13 97
15	REVISED SECTIONS 0, 1, 2, AND 3A	11 18 97
16	REVISED SECTIONS 0, 1, 2, 3, AND 3A	05 11 99
17	ADDED OUT-OF-TRIM WARNING INFO TO SECTIONS 2 AND 3	04 28 00
18	ADDED PNEUMATIC DEICING BOOTS SYSTEM INFO TO COMPLY WITH AD 2000-06-04	06 02 00
19	ADDED FUEL BALANCING TO SECTIONS 1 AND 3A.....	12 07 07
20	REVISED SECTION 3	05 28 08
21	REVISED SECTIONS 0 AND 3.....	12 09 14
22	REVISED SECTION III ANNUNCIATOR PANEL LIGHT REFERENCES AND ADDED L/R LOW OIL PRESSURE WARNING LIGHT ON PROCEDURE.....	07 27 20

SA227-BC FLIGHT MANUAL 16,000 LB SECTION 5

DATED 09 25 89

REV. NO.	DESCRIPTION	DATE
01	EQUIPMENT LIST WEIGHTS	02 08 90
02	CARGO NET P/N, ANCRA, WEIGHT & BALANCE DATA MODIFICATIONS.....	07 09 91
03	ADDED BRAKE P/N TO EQUIPMENT LIST.....	12 06 91
04	CORRECTED FIGURES, ADDED OPTIONAL 19 PLACE CABIN DIAGRAM, CHANGED WEIGHT AND MOMENT ENVELOPE, CHANGE PAYLOAD MOMENT TABLE FOR AFT BAGGAGE COMPARTMENT, AND CORRECTED EQUIPMENT LIST.....	07 28 92
05	NEW ENGINE DESIGNATION FOR -10 SRL, ADDED NEW TIRE.....	03 18 93
06	REVISED DATA	06 29 95
07	REVISED DATA	05 11 99

SA227-BC FLIGHT MANUAL 16,000 LB SECTION 6

DATED 09 25 89

REV. NO.	DESCRIPTION	DATE
01	TWO LEVEL BLEED AIR SYSTEM	02 08 90
02	CHANGED COCKPIT VOICE RECORDER DATA.....	07 09 91
03	NEW ENGINE DESIGNATION FOR -10 SRL, ADDED NEW TIRE.....	03 18 93
04	REVISED DATA	06 29 95
05	REVISED DATA	03 28 96
06	REVISED DATA	05 11 99
07	ADDED ALTERNATE RUDDER GUST LOCK.....	11 06 03



Ontic Engineering and Manufacturing, Inc

TECHNICAL PUBLICATIONS INDEX

SA227-BC FLIGHT MANUAL 16,000 LB SUPPLEMENTS

SUP/REV	DESCRIPTION	DATE
SUP 01	TAKEOFF WITH SRL OFF/INOPERATIVE.....	12 04 89
REV 01	SUP ONLY APPLIES TO -3 SRL COMPUTERS.....	03 28 91
REV 02	PROVIDED FOR OPERATION WITH -7 OR -8 SRL COMPUTERS.....	06 19 92
REV 03	CHANGED PROCEDURES IN BEFORE STARTING ENGINES TO INCLUDE USE OF TAKEOFF POWER CHECK CHART, CHANGED NOTE UNDER POWER LEVERS IN TAKEOFF - DRY AND CHANGED SUPPLEMENT TO APPLY TO -10 SRL COMPUTERS.....	05 24 93
SUP 02	C-26A CONFIGURATION (C-26A AIRCRAFT ONLY).....	07 10 90
REV 01	COMPLETE REISSUE OF SUPPLEMENT.....	02 11 92
REV 02	ADDED CARGO NET PART NUMBER.....	07 28 92
SUP 04	IMPROVED NOSE WHEEL STEERING SYSTEM (IF INSTALLED PER S.B. 32-030).....	02 26 93
REV 01	REVISED LIMITATIONS, NORMAL, EMERGENCY AND ABNORMAL PROCEDURES, AND MANUFACTURER'S DATA.....	01 06 94
REV 02	ADDED ITEM 4 TO NOSE WHEEL STEERING (MODIFIED IAW SB 227-32-034.....	03 29 94
REV 03	CHANGED NOSE WHEEL STEERING LIMITATIONS, MOVED TEXT TO FOLLOW ON PAGES, SPLIT NOTE ON PAGE 8 AND ADDED TWO PAGES.....	08 10 94
REV 04	CHANGED NOSE WHEEL STEERING INFORMATION (WHEN MODIFIED IAW SB 227-32-040).....	03 28 96
UN	FLIGHT DATA RECORDER (IF INSTALLED IAW FAIRCHILD DRAWING 32-82034).....	03 11 92
REV 01	PROVISIONS FOR INSTALLATION OF F1000 FDR WITH KIT DRAWING 27K82090.....	08 31 98
REV 02	CHANGED EFFECTIVITY ON KIT DRAWING 27K82090 TO INCLUDE SA227-BC AIRPLANES.....	08 04 00
UN	VAPOR CYCLE AIR CONDITIONING SYSTEM (IF INSTALLED IN ACCORDANCE WITH FAIRCHILD AIRCRAFT DRAWING NUMBER 27-84300 OR 27K84300).....	07 09 92
REV 01	ADDED MAXIMUM WEIGHTS AND CORRECTED BAGGAGE COMPARTMENT LOADS.....	11 05 92
REV 02	CHANGED AFT BAGGAGE COMPARTMENT LOAD.....	06 14 93
REV 03	CORRECTED CIRCUIT BREAKER INFO, EDITORIAL ERROR AND ADDED EQUIPMENT LIST TO SECTION 5.....	03 29 94
REV 04	ADDED PLACARDS.....	04 27 94
UN	ENTRANCE LIGHTS (IF MODIFIED BY SB 227-33-007).....	07 27 92
UN	SIX COMPARTMENT CARGO CONFIGURATION (IF INSTALLED BY -81 INSTALLATION OF FAIRCHILD DRAWING 27-14005).....	09 24 92
UN	ALLIEDSIGNAL AEROSPACE MK-VI GROUND PROXIMITY WARNING SYSTEM (GPWS) (IF INSTALLED PER FAIRCHILD AIRCRAFT DRAWING NUMBER 27-88105).....	(R) 05 07 96
UN	BENDIX/KING CAS TCAS I TRAFFIC ALERT AND COLLISION AVOIDANCE SYSTEM (IF INSTALLED PER FAIRCHILD AIRCRAFT DRAWING 27-88107, SB 226-23-002, SB 227-23-004, OR SB CC7-23-002).....	04 13 94
UN	FIVE CARGO NETS.....	04 21 95
UN	IMPROVED VAPOR CYCLE AIR CONDITIONING SYSTEM.....	05 04 95
REV 01	CHANGED NOTE ON PAGE 4.....	06 28 95
REV 02	ADDED PLACARD WHEN ALTITUDE SWITCH IS REMOVED AND CHANGED INFORMATION ABOUT ALTITUDE SWITCH.....	07 15 96
UN	FAR 121 OPERATIONS.....	03 12 97
UN	EMERGENCY LOCATOR TRANSMITTER (ELT) (WHEN INSTALLED PER FAIRCHILD AIRCRAFT DRAWING 27K82795).....	11 26 99
REV 01	CORRECTED SECOND FREQUENCY NUMBER FROM 234.0 TO 243.0.....	08 30 00
UN	PITOT HEAT WARNING SYSTEM (WHEN INSTALLED PER FAIRCHILD AIRCRAFT DRAWING 27K14063).....	12 22 99
UN	SIX-COMPARTMENT CARGO CONFIGURATION (27K10002-5 INSTALLATION) (EFFECTIVITY : S/N'S 532B, 538B, 571B - 783B, AND 785B - 789B ONLY).....	10 06 00
UN	AVIATION COMMUNICATION AND SURVEILLANCE SYSTEMS (ACSS) DUAL MODE S TRANSPONDER AND TCAS SYSTEMS AS INSTALLED PER M7 AEROSPACE SB 227-34-011.....	(R) 08 04 05
UN	PITOT HEAT INDICATION IF INSTALLED PER M7 AEROSPACE DRAWING 27K14063-009.....	03 05 08



Ontic Engineering and Manufacturing, Inc

TECHNICAL PUBLICATIONS INDEX

SA227 SERIES AIRFRAME AIRWORTHINESS LIMITATIONS MANUAL ST-UN-M001 **REISSUE C 01 18 91**
[P/N'S: PAPER 27-10054-087; INCLUDED WITH 27-10054-083, 27-10054-085 AND 27-10054-213 / ELECTRONIC
27-10054- 226. INSPECTION MANUAL SET; INCLUDES ST-UN-M001. SUPPLEMENTAL INSPECTION DOCUMENT,
LETTER CHECK AND PHASE INSPECTION]

REV. NO.	DESCRIPTION	DATE
C-12	REVISED PAGES i, v, 3, AND 14-71	04 25 12
TR-001	CLARIFIED DOOR LATCH INSPECTION REQUIREMENTS. INCLUDED ALL POTENTIALLY INSTALLED LATCH ASSEMBLY PART NUMBERS.....	11 17 14
TR-006	UPDATES SUPPLEMENT A, SYSTEM INSPECTIONS AND LIFE LIMITS	06 15 21

SA226/SA227 SERIES SUPPLEMENTAL INSPECTION DOCUMENT (SID) **INITIAL ISSUE 09 27 99**
[P/N'S: PAPER 27-10054-213; INCLUDED WITH 27-10054-083, 27-10054-085 AND 27-10054-087 / ELECTRONIC
27-10054- 226. INSPECTION MANUAL SET; INCLUDES ST-UN-M001. SUPPLEMENTAL INSPECTION DOCUMENT,
LETTER CHECK, AND PHASE INSPECTION]

REV. NO.	DESCRIPTION	DATE
F	REVISED DATA	05 01 12
TR-002	APPENDIX C, PG 9 OF 14.....	05 18 15

SA226/SA227 FIELD MAINTENANCE PROCEDURES (FMP) 57-011 EDDY-CURRENT **INITIAL ISSUE 09 06 96**
INSPECTION PROCEDURES. B.L. 9 (INCLUDED IN SUPPLEMENTAL INSPECTION
DOCUMENT (SID)

REV. NO.	DESCRIPTION	DATE
02	REVISED DATA	08 12 04
TR-002	APPENDIX C, PG 9 OF 14.....	05 18 15

SA227 SERIES MERLIN/METRO AIRCRAFT SERVICING AND RECOVERY MANUAL **REISSUE B SEP 97**
[P/N'S: PAPER 27-10054-081 / INCLUDED ON ELECTRONIC 27-10054-220 AND 27-10054-222]SA227 SERIES

REV. NO.	DESCRIPTION	DATE
----------	-------------	------

SA227 SERIES MAINTENANCE MANUAL **INITIAL ISSUE 04 01 81**
[P/N'S: PAPER 27-10054-095 / ELECTRONIC 27-10054-096; INCLUDES 27-10054-078]

REV. NO.	DESCRIPTION	DATE
143	REVISED SECTION 27-10-10	01 10 22

SA227 SERIES ILLUSTRATED PARTS CATALOG **INITIAL ISSUE 04 01 81**
[P/N'S: PAPER 27-10054-093 / ELECTRONIC 27-10054-094]

REV. NO.	DESCRIPTION	DATE
158	REVISED ALPHA AND NUMERIC INDICES, AND CHAPTERS 25, 26, 27, 29, 30, 32, 34, 35, 52, 55, 57, 76 AND 82.....	01 04 22
TR27-15	ELEVATOR INSTALLATION AND CONTROL QUADRANT: PNs AND ASSEMBLY.....	07.15.24
TR27-16	AILERON TRIM SYSTEM, ACTUATOR INSTALLATION: LIST ALT. PN.....	07.15.24
TR27-17	RUDDER PEDAL INSTALLATION: CORRECT PN.....	07.15.24
TR32-18	ACTUATOR/BELLCRANK, MAIN LANDING GEAR: LIST ALT. PN.....	07.15.24
TR52-11	LATCHING MECHANISM, CARGO DOOR: CORRECT PN.....	07.15.24
TR55-01	RUDDER ASSEMBLY, STRUCTURE: ALT. PNs.....	07.15.24
TR57-03	FLAP ASSEMBLY, NACELLE FAIRING: ALT. PNs.....	07.15.24

SA226/227 SERIES STRUCTURAL REPAIR MANUAL **INITIAL ISSUE 03 01 83**
[P/N'S: PAPER 27-10054-079 / ELECTRONIC 27-10054-080]

REV. NO.	DESCRIPTION	DATE
40	REVISED CHAPTERS 53, 54, 56, AND 57	02 28 13



Ontic Engineering and Manufacturing, Inc

TECHNICAL PUBLICATIONS INDEX

TR54-16	54-90-50, PG 34.....	04 18 13
TR51-21	51-30-02, PG 10.....	01 13 14
TR53-22	53-90-10, PGS 1, 2, 67, 68.....	01 30 14
TR52-17	52-90-30, PGS 1, 15-18.....	02 07 14
TR57-18	57-90-60, PG 36.....	02 10 14
TR52-19	52-90-30, PG 13.....	02 11 14
TR57-20	57-90-20, PGS 51-60.....	02 12 14
TR53-23	53-90-20, PGS 71-74.....	02 13 14
TR57-24	57-90-10, PGS 1, 2, 77-90, 95, 109-132.....	02 18 14
TR53-25	53-90-10, PGS 1, 2, 27-36.....	10 31 14
TR53-24	53-90-10, PGS 1, 2, 69-74.....	11 19 14
TR54-27	54-90-10, PGS 1, 55-58.....	05 25 19
TR57-26	57-90-55, PGS 1-6.....	04 02 19

SA227 SERIES WIRING MANUAL

INITIAL ISSUE 05 15 81

[P/N'S: PAPER 27-10054-091; INCLUDES 27-10054-189 / ELECTRONIC 27-10054-092; INCLUDES 27-10054-190]

REV. NO.	DESCRIPTION	DATE
81	REVISED FRONT MATTER AND CHAPTER 20.....	02 26 20

SA227 SERIES ELECTRICAL EQUIPMENT LIST

INITIAL ISSUE 08 25 00

[P/N'S: PAPER 27-10054-189; INCLUDED WITH 27-10054-091 / ELECTRONIC 27-10054-190; INCLUDED ON 27-10054-092]

REV. NO.	DESCRIPTION	DATE
12	REVISED FRONT MATTER AND SECTIONS A CODE, H/HA/HT, K, L, M, P, AND S.....	02 26 20

SA226/227 SERIES ILLUSTRATED TOOL AND EQUIPMENT MANUAL

REISSUE 11 01 00

[P/N'S: PAPER 27-10054-077 / ELECTRONIC 27-10054-078; INCLUDED ON 27-10054-096]

REV. NO.	DESCRIPTION	DATE
05	REVISED TABLE OF CONTENTS AND ADDED PAGES 95 THRU 98.....	01 29 15

SA227TT. AT. AC. BC LETTER CHECK INSPECTION PROGRAM

INITIAL ISSUE 05 01 89

[P/N'S: PAPER 27-10054-083; INCLUDES 27-10054-087 AND 27-10054-213 / ELECTRONIC 27-10054-226.INSPECTION MANUAL SET; INCLUDES ST-UN-M001, SUPPLEMENTAL INSPECTION DOCUMENT, LETTER CHECK AND PHASE INSPECTION]

REV. NO.	DESCRIPTION	DATE
A	COMPLETE REISSUE, REPLACES REV 19 AND INCORPORATES TRB-04, CHANGES DETAILED IN REISSUE A LETTER OF TRANSMITTAL.....	04 15 21
C-01	TEMPORARY REVISION CORRECTING TRANSPOSED NUMBERS AS NOTED ON PAGE C-14 ...	04 22 24

IMPORTANT NOTICE: IT IS RECOMMENDED OPERATORS INCORPORATE REISSUE A CHANGES INTO THEIR INSPECTION PROGRAM NO LATER THAN 12 CALENDAR MONTHS FROM THE DATE OF THE REVISION.

SA227AC/BC PHASE INSPECTION MANUAL

INITIAL ISSUE 06 15 93

[P/N'S: PAPER 27-10054-085; INCLUDES 27-10054-087 AND 27-10054-213 / ELECTRONIC 27-10054-226. INSPECTION MANUAL SET; INCLUDES ST-UN-M001, SUPPLEMENTAL INSPECTION DOCUMENT, LETTER CHECK AND PHASE INSPECTION]

REV. NO.	DESCRIPTION	DATE
----------	-------------	------



Ontic Engineering and Manufacturing, Inc

TECHNICAL PUBLICATIONS INDEX

21 REPLACES REV 20 AND INCORPORATES ALL 5 TEMPORARY REVISIONS,
CHANGES DETAILED IN REVISION 21 LETTER OF TRANSMITTAL..... 04 15 21

IMPORTANT NOTICE: IT IS RECOMMENDED OPERATORS INCORPORATE REVISION 21 CHANGES INTO THEIR INSPECTION PROGRAM NO LATER THAN 12 CALENDAR MONTHS FROM THE DATE OF THE REVISION.

SA227 SERIES SERVICE BULLETINS

REISSUE 03 07 16

**[SERVICE INFORMATION INCLUDES: BULLETINS, LETTERS, AND NOTES -
P/N'S: PAPER 27-10054-089 / ELECTRONIC 27-10054-090]**

NUMBER	DESCRIPTION	DATE
11-001	CHANGE IN AIRCRAFT GROSS WEIGHT	(R) 12 11 81
11-002	CHANGE IN AIRCRAFT GROSS WEIGHT	(R) 12 19 90
11-003	INCREASE FWD BAG COMPART CAPACITY	03 01 83
11-004	INCREASE AFT BAG COMPART CAPACITY	09 04 85
11-005	AIRCRAFT IDENTIFICATION	12 08 87
21-001	HEAT DUCT FLOW IMPROVEMENT	06 24 82
21-002	IMPROVE DISTRIBUTION SYSTEM	(R) 10 03 86
21-003	MOISTURE BARRIER INSTALLATION	(R) 11 04 87
21-004	AIR CONDITIONING-CONTROL VALVE RELOCATION	02 02 83
21-005	CABIN AND/OR COCKPIT AIR DISTRIBUTION MOD	(R) 12 05 91
21-006	ANTI-ICE SCREEN INSTALLATION	10 24 85
21-007	NOT ISSUED	
21-008	IMPROVED COCKPIT FRESH AIR OUTLET	02 10 94
21-009	COCKPIT SHIELD INSTALLATION AT LEFT AND RIGHT CIRCUIT BREAKER CONSOLES	12 09 11
21-010	PERFORM PRESSURE TEST OF BLEED AIR HEAT EXCHANGER TUBE ASSEMBLY FORWARD OF THE FIREWALL	(R) 10 08 15
21-011	MODIFICATION OF UNDERFLOOR CONDITIONED AIR DUCTS	04 22 15
23-001	COCKPIT VOICE RECORDER INSTALLATION	(R) 01 09 92
23-002	INTRUSION SYSTEM WIRING	06 19 91
23-003	CVR G SWITCH INSTALLATION	(R) 01 09 91
24-001	ELECTRICAL POWER - BATTERY	(R) 11 21 08
24-002	ELECTRICAL POWER, BATTERY POWER CABLE PROTECTION	(R) 11 22 19
24-003	J-BOX SPECIAL CHECK AND INSTALLATION OF INSULATOR	03 21 83
24-004	IMPROVED BATTERY RELAY	06 14 84
24-005	D.C. GENERATION SYSTEM IMPROVEMENTS	(R) 01 23 89
24-006	RELOCATION OF GROUND POWER RECEPTACLE	04 02 84
24-007	IMPROVE VOLTAGE REGULATOR ACCESS	(R) 01 15 15
24-008	D.C. GENERATION SYSTEM IMPROVEMENTS	(R) 02 22 89
24-009	GROUND POWER RECEPTACLE RELOCATION	04 29 88
24-010	ALTERNATE FIREWALL CONNECTOR	11 07 88
24-011	HERMETIC SEALED BATTERY RELAY	(R) 09 19 92
24-012	DC GENERATOR SELF EXCITATION CONTROL SYSTEM CHANGE	(R) 12 29 98
24-013	BATTERY BUS RELAY DIODE REMOVAL	08 07 89
24-014	IMPROVED GENERATOR CONTROL RELAY	06 14 92
24-015	CURRENT LIMITER PROTECTION	(R) 08 10 99
24-016	STARTER-GENERATOR BEARING REPLACEMENT	02 22 95
24-017	DC STARTER-GENERATOR QUICK-ATTACH-DETACH (QAD) MOUNTING ADAPTER CHANGE	01 10 96
24-018	CONCORDE, SEALED LEAD-ACID BATTERIES	01 31 07
24-019	INSPECTION OF ELECTRICAL WIRES/COMPONENTS, HYDRAULIC AND BLEED AIR TUBE ASSEMBLIES AT LH/RH INBOARD WING LEADING EDGE/BATTERY BOX AREAS, LH/RH WING STATIONS 51.167 TO 81.174 AND AT ALL FEED THROUGH LOCATIONS INTO THE LH/RH, INBOARD KEELSON	(R) 11 21 08
24-020	GROUNDING JACKS INSTALLATION	07 30 08
24-021	BUS TIE SWITCH INSPECTION AND/OR REPLACEMENT	(R) 12 05 11
24-022	WINDSHIELD HEAT CIRCUIT BREAKER MODIFICATION	05 16 11
25-001	FURNISHINGS, GALLEY BAR	11 29 82
25-002	CREW CHAIR VERTICAL & HORZ ADJUST IMPROVEMENT	(R) 05 28 85
25-003	PASSENGER SEAT HINGE STOP MODIFICATION	01 29 85



Ontic Engineering and Manufacturing, Inc

TECHNICAL PUBLICATIONS INDEX

NUMBER	DESCRIPTION	DATE
25-004	NOT ISSUED	
25-005	AFT TOILET INSTALLATION	06 24 91
25-006	C-26A WORK STATION SEATING	06 29 93
26-001	NOT ISSUED	
26-002	WHEEL WELL FIRE PROTECTION	(R) 10 24 01
26-003	TURBINE FAIL THERMOSTAT MODIFICATION	06 17 11
26-004	PERFORM DETAIL VISUAL INSPECTION (DVI) OF ALL INSTALLED FENWAL OVERHEAT DETECTORS IN WHEEL WELLS AND ENGINE COMPARTMENTS	09 26 14
27-001	ELEVATOR RETURN SPRING & ATTACH BOLTS INSPECTION	07 08 81
27-002	RELOCATION OF ELEVATOR DOWN SPRING	(R) 10 25 85
A27-003	REPLACEMENT OF PINS IN AILERON CONTROL SYSTEM	11 13 81
A27-004	REMOVAL OF SECOND CLUTCH FROM CONRAC SAS SERVO	(R) 01 06 83
27-005	DUAL PUSH-PULL ROD ASSY - AILERON TRIM TAB CONT	(R) 03 27 92
27-006	CONRAC SAS SYS - INSPECTION AND RECALIBRATION	(R) 06 12 13
27-007	RUDDER TORQUE TUBE	12 13 83
27-008	SAS2 POWER COMPENSATION RELAY WIRING	(R) 02 25 85
27-009	REPLACEMENT OF TURN AND SLIP INDICATOR	(R) 07 23 93
27-010	RUD PED REWK (FOR COMPANY USE ONLY) SA227-TT, S/N 447, 465, 471, 483 & 521	(R) 05 23 84
27-011	RUDDER GUST LOCK REWORK	04 09 85
27-012	REWORK OR REPLACE 27-71016 BELLCRANK ASSEMBLY	03 20 85
27-013	RESCINDED	
27-014	RUDDER PEDAL BELLCRANK HARDWARE INSPECTION	07 31 85
27-015	AILERON CONTROL CABLE FAIRLEAD INSTALLATION	10 24 85
27-016	ALTERNATE ELEVATOR GUST LOCK	(R) 02 18 86
27-017	INSTALL GREASE FITTING, AILERON TRIM TAB ACTUATOR	02 12 86
27-018	PITCH TRIM ACTUATOR REPLACEMENT	(R) 03 24 87
27-019	IMPROVED SAS SERVO IDLE CONTROL ASSEMBLY	03 05 87
27-020	IMPROVED SAS SERVO ASSEMBLY	(R) 08 30 89
27-021	AILERON TRIM CABLE DRUM GUARD PIN	06 08 87
27-022	RUDDER BELLCRANK IMPROVEMENTS	06 18 87
27-023	FLAP RIB REINFORCEMENT	12 11 87
27-024	AILERON BELLCRANK HOUSING MODIFICATION	02 19 88
27-025	RUDDER HINGE BOLTS - IMPROVED ACCESS	01 27 88
27-026	ELEVATOR CONTROL CABLE HARDWARE	07 26 89
27-027	CANCELLED	
27-028	ELEVATOR TORQUE TUBE	(R) 06 26 97
27-029	RUDDER CABLE ATTACH HARDWARE	(R) 04 22 08
27-030	NOT ISSUED	
27-031	IMPROVED FLAP POSITION AND SAS COMPENSATOR POTENTIOMETERS (POTS)	02 18 95
27-032	YAW DAMPER REMOVAL	08 31 92
27-033	RUDDER BELLCRANK HINGE ASSEMBLY REWORK	05 19 94
27-034	INCREASED SERVICE LIFE OF 27-42030 RUDDER BELLCRANK	(R) 01 05 96
27-035	RUDDER TORQUE TUBE HOLE	05 22 95
27-036	RUDDER CONTROL LOCK WELDMENT AND BELLCRANK INSPECTION - OPTIONAL IMPROVED STRENGTH RUDDER TORQUE TUBE, CONTROL LOCK WELDMENT AND ALUMINUM BELLCRANK INSTALLATION	08 09 95
27-037	NOT ISSUED	
27-038	RUDDER TRIM TAB ACTUATOR DECAL	09 08 95
27-039	REWORK OF UP/DOWN ELEVATOR QUADRANT STOPS AND LH/RH RUDDER BELLCRANK STOPS	05 15 96
27-040	NOT ISSUED	
27-041	CONTROL COLUMN ROLLER BEARING AND ELEVATOR ROD END BEARING INSPECTION/REPLACEMENT	(R) 12 05 14
27-042	CONTROL COLUMN PIVOT IMPROVEMENT	06 16 97
27-043	FLAP POSITION INDICATION/CONTROL CIRCUIT MODIFICATION	07 18 97
27-044	INSTALLATION OF SIMMONDS PRECISION P/N DL5040M5 AND/OR DL5040M6 PITCH TRIM ACTUATOR	(R) 12 03 98
27-045	INSTALLATION OF SIMMONDS PRECISION P/N DL5040M8 PITCH TRIM ACTUATOR (PTA)	(R) 11 18 02
27-046	INSTALLATION OF BARBER-COLMAN P/N 27-19008-006/-007 PITCH TRIM ACTUATOR	03 08 99



Ontic Engineering and Manufacturing, Inc

TECHNICAL PUBLICATIONS INDEX

NUMBER	DESCRIPTION	DATE
27-047	INSTALLATION OF FAIRLEADS AT F.S. 174.06	12 05 00
27-048	LIFE LIMIT FOR RUDDER GUST LOCK ASSEMBLY, PART NUMBER 27-70066-001, OF 5000 HOURS	09 29 03
27-049	INSPECT 26-72003 RUDDER PEDALS FOR CRACKS	04 02 04
27-050	MODIFICATION OF VERTICAL STABILIZER AFT SPAR TO FACILITATE INSTALLATION OF NEW PN 27-19332-003 RUDDER TRIM TAB ACTUATOR	(R) 03 19 10
27-051	GRAVEL GUARD INSTALLATION.....	09 19 08
27-052	PILOT'S AND COPILOT'S CONTROL COLUMN ACCESS PANELS MODIFICATION.....	04 28 09
27-053	INSPECTION AND REPAIR / REPLACEMENT OF PITCH TRIM ACTUATOR FUSELAGE FITTINGS.....	(R) 10 14 11
27-054	INSPECTION AND LUBRICATION OF THE AILERON CONTROL CABLE CHAIN IN THE PILOT'S AND COPILOT'S CONTROL COLUMNS	(R) 10 23 13
27-055	INSPECTION/REPLACEMENT OF THE AILERON CONTROL SYSTEM ROD END BEARINGS	09 04 14
27-056	INSPECTION OF THE AILERON LINK ROD, BELLCRANK AND AILERON HINGE BRACKET FOR DAMAGE.....	09 04 14
27-057	INSPECTION/REPAIR OF WIRING HARNESSSES IN THE VERTICAL STABILIZER.....	08 18 14
27-058	INSPECTION OF COCKPIT CONTROL COLUMN HORIZONTAL TUBE FOR CRACKS	10 08 15
27-059	INSPECTION OF RUDDER BELLCRANK	(R) 10 12 15
27-060	INSPECTION OF THE ELEVATOR CONTROL SYSTEM ROD END BEARINGS.....	(R) 02 23 16
27-061	PITCH TRIM ACTUATOR UPPER ATTACH FITTINGS INSPECTION.....	(R) 04 29 19
27-062	ELEVATOR QUADRANT BEARING AND BORE INSPECTION.....	11 28 16
27-063	RUDDER PEDAL BELLCRANK, PIVOT BOLT/BEARING AND CONNECTING ROD ENDS INSPECTION	(R) 11 12 19
27-064	ELEVATOR TORQUE TUBE ASSEMBLY AND WELDMENT INSPECTION	(R) 10 27 23
27-065	RESERVED	XX XX XX
27-066	INSPECTION OF THE AILERON TRIM TAB PUSHROD BEARINGS	10 27 23
27-067	INSPECTION OF PITCH TRIM ACTUATORS	(R) 08 16 24
28-001	INSTALLATION OF FUEL VENT SYSTEM CLAMP	06 08 84
28-002	CANCELLED AND REPLACED BY 28-003.....	09 17 87
28-003	FUEL B/P WIRING HARNESS REPL AND B/P WIRING MOD	(R) 09 17 87
29-001	SERVICE CONNECTION DUST CAP CHAIN.....	04 11 83
29-002	HYDRAULIC GROUND SERVICE QUICK ACCESS PANEL	05 11 84
29-003	REPL OF HYD SYS PRESS TRANSDUCER SHUTTLE VALVE	(R) 11 08 86
29-004	HYDRAULIC SYSTEM.....	03 17 88
29-005	INSPECTION/REPLACEMENT HYDRAULIC PRESSURE LINES	12 11 95
30-001	ICE AND RAIN PROTECTION - PROPELLERS	(R) 12 01 82
30-002	REPLACEMENT OF OIL COOLER INLET LIP HEATER ASSY.....	05 09 84
30-003	PROP DEICE SYSTEM MAINTENANCE/MODIFICATION	11 18 83
30-004	PROP DEICE MODIFICATION	(R) 09 04 85
30-005	REPLACEMENT OF WINDSHIELD WIPER CONTROL ASSY	03 15 86
30-006	NOT ISSUED	
30-007	INSTALLATION OF FILTER AND DRYER.....	12 20 86
30-008	OIL COOLER INLET HEAT CONNECTOR CONTAMINANT PROTECTION	03 08 89
30-009	IMPROVED WINDSHIELD WIPER SYSTEM (ROSEMOUNT INC.).....	07 23 94
30-010	OIL COOLER AIR INLET ANTI-ICE SYSTEM AND PROPELLER DEICE SYSTEM CIRCUIT PROTECTION	03 03 97
30-011	BFGOODRICH FASTBOOT, PNEUMATIC DE-ICER INSTALLATION	06 25 99
30-012	PITOT HEAT INDICATION SYSTEM	(R) 06 20 08
30-013	INSTALLATION OF WINDSHIELD OVERHEAT MONITORING SYSTEM.....	(R) 01 25 13
30-014	WING EXTENSION DEICE TUBE INSPECTION/REPLACEMENT	(R) 10 08 19
A32-001	NOSE WHEEL STEERING OPERATION RESTRICTION.....	(R) 11 01 82
32-002	INSPECTION OF MAIN LANDING GEAR DOOR ACT MECH.....	09 03 81
A32-003	MODIFICATION OF MAIN LANDING GEAR DOOR ACT MECH.....	11 05 81
32-004	IMPROVEMENT OF NOSE LANDING GEAR EMER REL CABLE	01 29 82
32-005	ANTI-SKID BRAKE SYSTEM REMOVAL	(R) 09 23 04
32-006	LANDING GEAR STEERING.....	(R) 09 28 83
32-007	LANDING GEAR ACTUATOR BELLCRANK	(R) 01 16 85
32-008	LANDING GEAR BRAKE SYSTEM.....	(R) 03 11 85
32-009	MAIN LANDING GEAR DOOR STRIKER PLATE REPLACEMENT	07 02 82



Ontic Engineering and Manufacturing, Inc

TECHNICAL PUBLICATIONS INDEX

NUMBER	DESCRIPTION	DATE
32-010	LANDING GEAR-RIGGING PIN HOLES.....	04 22 83
32-011	ANTI-SKID BRAKE SYSTEM IMPROVEMENT (AT070 ONLY)	(R) 03 09 83
32-012	LANDING GEAR UP-LOCK ROLLER.....	(R) 03 29 84
32-013	IMPROVED ANTI-SKID/POWER BRAKE SYSTEM AND/OR IMPROVED BRAKE MASTER CYLINDER.....	(R) 08 03 99
32-014	INSP BELLCRANK TRUNNION BOLT HOLE & MOUNTING.....	11 29 83
32-015	ROLL PIN REPLACEMENT AND SAFETYING	07 26 83
32-016	IMPROVED NOSE GEAR STRUT SERVICING ADAPTER	(R) 09 20 84
32-017	INST OF IMP PARKING BRAKE CONTROL CABLE CLAMP.....	11 14 84
32-018	REPLACE MOUNT ASSY (DOWNLOCK SPRING PULLEY).....	(R) 12 05 91
32-019	LANDING GEAR DOOR AND HINGE IMPROVEMENTS	03 20 85
32-020	INST LUB FITTING IN NOSE LANDING GEAR DRAG BRACE	03 19 85
32-021	MLG DOOR ACTUATING MECHANISM INSPECTION	04 03 85
32-022	MLG STRUTS INSPECTION.....	(R) 03 02 87
32-023	NOSE GEAR UPLOCK MODIFICATION.....	06 08 87
32-024	LORAL (GOODYEAR) WHEEL AND BRAKE RETROFIT FOR 14,500 MTOW ACFT	01 12 89
32-025	MLG UPLOCK AND DOWNLOCK IMPROVEMENTS.....	(R) 10 28 97
32-026	DOOR ROLLER ARM.....	10 09 87
32-027	MAIN LANDING GEAR DOOR TO NACELLE SKIN CLEARANCE	(R) 12 03 90
32-028	NOSE GEAR STEERING OPERATIONAL CHECK.....	(R) 07 07 89
32-029	LANDING GEAR UPLOCK SWITCH INSTALLATION.....	(R) 12 12 90
32-030	MODIFICATION OF NOSE WHEEL STEERING SYSTEM	(R) 10 05 91
32-031	INSTALLATION OF SELF LUBRICATING BUSHINGS IN NOSE LANDING GEAR DRAG BRACE	06 15 92
32-032	NOT ISSUED	
32-033	REPLACEMENT OF GYN186 AND 32FE524 BRAKE NUTS	(R) 12 15 92
32-034	REPLACEMENT OF NOSE WHEEL STEERING (NWS) SERVO VALVE.....	(R) 04 09 10
32-035	REDUCED VISCOSITY FIRE RESISTANT HYDRAULIC FLUID.....	10 31 94
32-036	NOT ISSUED	
32-037	CANCELLED PER SB-32-040.....	03 29 96
32-038	NOT ISSUED	
32-039	OZONE INDUSTRIES, INC. P/N 5453005-1, -3 OR -5 YOKE (REFERENCE: MAIN LANDING GEAR (MLG) ASSEMBLY P/N OAS5453 ALL DASH NUMBERS UP TO AND INCLUDING -19) AND P/N 5451005-1 YOKE (REFERENCE: NOSE LANDING GEAR (NLG) ASSEMBLY P/N OAS5451 ALL DASH NUMBERS UP TO AND INCLUDING -17) ULTRASONIC INSPECTION.....	(R) 09 28 95
32-040	RH POWER LEVER-NOSE WHEEL STEERING (NWS) SWITCH	(R) 09 23 04
32-041	INSPECTION/REPLACEMENT FOR POSSIBLE CRACKS ON P/N 27-51544-001 (16/16.5K) MAIN LANDING GEAR, UPPER TORQUE LINK ASSEMBLY (MACHINED PART).....	03 24 98
32-042	NOT ISSUED	
32-043	INSPECTION/REWORK FOR CRACKS ON MAIN LANDING GEAR (MLG) DRAG BRACE, DRAG LINKS.....	06 23 00
32-044	INSPECTION/REWORK FOR CRACKS ON MAIN LANDING GEAR (MLG) DRAG BRACE, DRAG LINKS.....	10 03 00
32-045	CANCELLED.....	(R) 08 05 11
32-046	INSPECTION/REPLACEMENT OF MAIN LANDING GEAR (MLG) TORQUE LINK SHAFT P/N 27-51540-003.....	(R) 05 28 02
32-047	INSPECTION/REPLACEMENT OF EXISTING ROD, CLEVIS (LOWER END) AND CLEVIS PIN, WHICH BUILD UP, P/N 26-72018/32-72006 BRAKE PEDAL PUSH ROD ASSEMBLY.....	05 28 02
32-048	ONE TIME INSPECTION OF THE NLG STEERING TEST SWITCH SOLDER TERMINALS	09 12 08
32-049	ONE TIME INSPECTION OF THE NOSE WHEEL STEERING SOLENOID RELIEF VALVE CONNECTOR	09 26 08
32-050	IMPROVEMENT OF POWER LEVER MOUNTED NOSE WHEEL STEERING SWITCH	04 13 09
32-051	NOSE WHEEL STEERING PARK SWITCH MODIFICATION	(R) 06 23 09
32-052	INSTALLATION OF CAUTION PLACARD ON NOSE WHEEL STEERING ACTUATOR.....	08 19 09
32-053	INSPECTION OF BERTEA LANDING GEAR ACTUATORS FOR CRACKS.....	(R) 11 01 18
32-054	PENDING	
32-055	PENDING	
32-056	INSPECTION AND REPAIR OF DRAG BRACE PIN BORE CORROSION ON MAIN AND NOSE LANDING GEAR STRUTS.....	(RESCINDED) 12 14 15



Ontic Engineering and Manufacturing, Inc

TECHNICAL PUBLICATIONS INDEX

NUMBER	DESCRIPTION	DATE
32-057	INSPECTION AND REPAIR/REPLACEMENT OF THE NOSE LANDING GEAR CENTERING ARM ASSEMBLY	(R) 04 16 12
32-058	OVERHAUL INSTRUCTIONS AND PARTS BREAKDOWN FOR HYDROMOTIVE, INC. (NOW, SKIDMORE-WILHELM MFG. CO.) MODEL V1-15-1125 BRAKE MASTER CYLINDER	01 12 12
32-059	INSPECTION/REPLACEMENT OF 27-51000-031 BOLT USED TO ATTACH LANDING GEAR ACTUATOR TO BELLCRANK	10 24 13
32-060	PENDING	
32-061	INSPECTION AND RETORQUE OF THE CLEVELAND NOSE AND MAIN LANDING GEAR WHEEL/TIRE ASSEMBLIES.....	03 13 14
32-062	INSPECTION OF 27-51000-393 BOLT.....	08 08 14
32-063	INSPECTION/REPLACEMENT OF LANDING GEAR UPLOCK BOLT AND ROLLER	(R) 09 28 15
32-064	14,500 LB MAIN LANDING GEAR YOKE TORQUE LINK LUG AND SHAFT INSPECTION.....	08 02 16
32-065	16,000 LB MAIN LANDING GEAR YOKE TORQUE LINK LUG AND SHAFT INSPECTION.....	08 02 16
32-066	NLG UPLOCK HOOK TUBE BOLT HOLES - INSPECTION	03 07 19
32-067	MAIN GEAR TORQUE LINK SHAFT INSPECTION/REPLACEMENT	02 25 19
33-001	LIGHTS - MAP LIGHT.....	05 25 82
33-002	COCKPIT LIGHTS POWER SUPPLIES	(R) 02 25 85
33-003	TAIL CONE NAVIGATION LIGHTS.....	08 28 84
33-004	OVERHEAD, MAP, & GLARESHIELD LIGHTS RHEOSTATS REP	11 14 84
33-005	NOT ISSUED	
33-006	IMPROVED TEL-TAIL LIGHT INSTALLATION	11 16 84
33-007	DUAL BATTERY POWER FOR PILOTS OVERHEAD LIGHT.....	09 30 92
33-008	CABIN AISLE LIGHTS - CHANGE CIRCUIT BREAKER FROM 10 AMP TO 7.5 AMP	06 26 96
33-009	INSTALLATION OF AUXILIARY LIGHTS TIME DELAY RELAY AND BRACKET	06 03 08
34-001	HEATED PITOT MAST MODIFICATION	03 15 86
34-002	IMPROVE PITOT STATIC DRAIN.....	11 08 86
34-003	COLLINS AUTOPILOT ADAPTER INSTALLATION.....	(R) 06 13 14
34-004	NOT ISSUED	
34-005	NOT ISSUED	
34-006	NOT ISSUED	
34-007	AUSTRALIAN CERTIFICATION REQUIREMENTS - AD/GENERAL/47 - 3 POINTER TYPE ALTIMETER - (P/N 27-19138-009 ALTIMETER)	01 03 96
34-008	PITOT/STATIC SYSTEM PLUMBING MODIFICATION.....	(R) 06 24 09
34-009	GROUND PROXIMITY WARNING SYSTEM INSTALLATION	06 29 99
34-010	PLACARD INSTALLATION FOR NAV DISPLAY INSTRUCTIONS	11 13 00
34-011	TCAS-2000 TRAFFIC ALERT AND COLLISION AVOIDANCE SYSTEM ACAS II INSTALLATION	(R) 06 01 05
34-012	NOT ISSUED	
34-013	THREE COUNTER DRUM ALTIMETER RETROFIT.....	04 10 06
34-014	DUAL MODE S TRANSPONDER, WITH ELEMENTARY SURVEILLANCE	10 09 06
35-001	OXYGEN.....	04 20 82
35-002	OXYGEN SYSTEM - LEAK REDUCTION	04 15 83
35-003	INSTALLATION OF METALLIC OXYGEN SUPPLY PLUMBING.....	(R) 08 17 84
35-004	INSTALLATION OF METALLIC COCKPIT OXYGEN PLUMBING.....	(R) 08 17 84
35-005	REPLACE ALUMINUM FITTING ON PRESSURE TRANSDUCER	10 09 87
35-006	AUSTRALIAN CERTIFICATION REQUIREMENTS FOR PORTABLE OXYGEN BOTTLE, CREW OXYGEN MASKS AND SMOKE GOGGLES.....	09 01 95
35-007	PROTECTIVE BREATHING EQUIPMENT/PART 121.337 (b) (8).....	07 10 98
52-001	CARGO DOOR GAS SPRING INSTALLATION.....	(R) 01 25 88
52-002	NOT ISSUED	
52-003	NOT ISSUED	
52-004	INSTALLATION OF ASSIST HANDLE	(R) 07 31 85
52-005	PASSENGER DOOR MODIFICATIONS.....	(R) 12 05 91
52-006	INSTALLATION OF IMPROVED EMG EXIT HATCH LATCHES	03 11 86
52-007	IMPROVED PASSENGER DOOR CLOSER CABLE MECHANISM	(R) 07 23 91
52-008	NOT ISSUED	
52-009	MAIN CARGO DOOR IMPROVEMENT	12 09 96
52-010	CABIN DOOR TOP LATCH POSITIVE EXTENSION INSPECTION HOLE	02 11 97
53-001	FUSELAGE - RADOME.....	03 30 82



Ontic Engineering and Manufacturing, Inc

TECHNICAL PUBLICATIONS INDEX

NUMBER	DESCRIPTION	DATE
53-002	INSPECTION/REPAIR FUSELAGE SKIN CRACKS	(R) 03 29 84
53-003	INSPECTION/BEEF UP CARGO DOOR AREA BELT FRAMES.....	(R) 02 13 86
53-004	CABIN ENTRANCE DOOR SILL BEEF UP	01 18 93
53-005	COCKPIT FLOORBOARD FOD BARRIER INSTALLATION	(R) 06 05 96
53-006	RADOME LIGHTNING PROTECTION	11 07 07
53-007	INSTALLATION OF FORM-IN-PLACE GASKETS-WING-TO-BODY FAIRINGS	09 03 10
53-008	ACCESS PANEL INSTALLATION.....	(R) 04 14 16
53-009	INSPECTION, EXTENDED INSPECTION, AND REPAIR OF FUSELAGE FORWARD CORNER OF MAIN CABIN DOOR CUTOUT	11 15 13
53-010	INSPECTION AND/OR REPLACEMENT OF THE LEFT HAND AND RIGHT HAND FORWARD AND AFT WING-T0-BODY ATTACH FITTINGS	(R) 05 13 13
53-011	INSPECTION OF F.S. 69.31 FORWARD PRESSURE BULKHEAD FOR CRACKS.....	(R) 11 06 13
53-012	DOOR SURROUND STRUCTURE ALTERNATE REPAIR DOUBLER INSTALLATION	04 03 15
53-013	PROPELLER ICE GUARD FUSELAGE SKIN INSPECTION.....	06 27 16
53-014	FORWARD PRESSURE BULKHEAD INSPECTION FOR MISSING RIVETS AND CRACKS AROUND EXISTING RIVETS AT WL 97.12, LBL / RBL 3.0	07 16 20
54-001	OIL DEFLECTOR KIT INSTALLATION	(R) 09 07 93
55-001	STABILIZER - VERTICAL	(R) 07 26 82
55-002	OUTBOARD ELEVATOR HINGE BEEF-UP	(R) 10 13 88
55-003	INSPECT/REPLACE FASTENERS IN HORIZONTAL STABILIZER.....	(R) 04 09 84
55-004	MODIFICATION OF ELEVATOR BALANCE INTERCOSTAL.....	04 12 88
55-005	VERTICAL STABILIZER BEEF-UP.....	11 16 88
55-006	HORIZONTAL STABILIZER FITTING FASTENERS.....	(R) 01 20 93
55-007	HORIZONTAL STABILIZER, AFT SPAR, CENTERLINE SPLICE, BEEF-UP INSTALLATION.....	(R) 08 07 19
55-008	VERTICAL STABILIZER ACCESS PANEL INSTALLATION	04 20 16
55-009	HORIZONTAL STABILIZER TRUNNION BOLT INSPECTION	09 11 18
55-010	HORIZONTAL STABILIZER AFT SPAR AND ELEVATOR QUADRANT CLEARANCE INSPECTION.....	08 07 19
56-001	INSPECTION AND/OR REPLACEMENT OF 26-22039 OUTER WINDOW PANE AND 27-22191 AFT CABIN OUTER PANE.....	(R) 11 26 91
56-002	INSPECTION AND/OR REPLACEMENT OF 27-22180 OUTER WINDOW PANE	(R) 04 01 93
56-003	INSPECTION, ACRYLIC COCKPIT OUTER WINDOW PANES.....	(R) 11 02 89
56-004	CABIN WINDOW INNER PANE INSTALLATION.....	(R) 03 02 92
56-005	COCKPIT SIDE WINDOW - INNER PANE INSTALLATION	(R) 07 13 95
56-006	NOT ISSUED	
56-007	NOT ISSUED	
56-008	DUAL PANE COCKPIT SIDE WINDOW DESICCANT FILTER INSTALLATION	04 25 97
56-009	CABIN WINDOW DEFOG SYSTEM.....	(R) 03 08 02
56-010	HEATED WINDSHIELD ELECTRICAL BONDING INSTRUCTIONS	(R) 01 07 09
56-011	NOT ISSUED	
56-012	INSPECTION FOR COCKPIT HEATED WINDSHIELDS	12 01 10
56-013	REPLACEMENT OF KYDEX ABS PLASTIC WINDOW SHADES WITH ALUMINUM WINDOW SHADES.....	04 06 12
56-014	INSTALLATION OF NEW ELECTRONICALLY HEATED GLASS WINDSHIELD (27-19482-001/-002)	09 28 12
56-015	INSPECT COCKPIT WINDSHIELDS AND SIDE WINDOWS FOR FASTENER/NUT SECURITY	(R) 02 26 15
57-001	INSPECTION OF WING TIP EXTENSION HARDWARE	(R) 07 23 85
57-002	INSPECT/ADD DOUBLER AT LOWER WING SKIN	(R) 01 23 84
57-003	NOT ISSUED	
57-004	INSPECT, MODIFY/REPAIR LOWER WING SKIN AT WING STATION (WS) 113.....	06 22 93
57-005	MODIFICATION/REPAIR OF UPPER WING SKIN	(R) 07 01 93
57-006	NOT ISSUED	
57-007	INCREASED CORROSION CONTROL FOR AFT SPAR, AT LOWER FORWARD AND AFT STEEL ANGLES	04 05 05
57-008	WING EXTENSION TRIM TAB INSTALLATION	08 19 09
57-009	INSTALLATION OF FORM-IN-PLACE GASKETS-BATTERY BOX ACCESS PANELS	09 03 10
57-010	INSTALLATION OF FORM-IN-PLACE GASKETS-DELTA P/P TRANSDUCER ACCESS PANELS	09 03 10
57-011	CANCELLED	

TECHNICAL PUBLICATIONS INDEX

NUMBER	DESCRIPTION	DATE
57-012	INSPECTION OF MAIN SPAR LOWER CAP, BL 0.0 TO BL 3.0	(R) 08 06 19
61-001	SUPERSEDED BY SB A61-002	11 19 85
A61-002	INSTALLATION OF EROSION TAPE ON PROPELLER	(R) 11 19 85
61-003	IMPROVED PROPELLER SYNCHROPHASER CONTROL	(R) 10 31 89
61-004	DOWTY-ROTOL TO MCCAULEY PROPELLER CONVERSION	(R) 01 27 93
61-005	MCCAULEY TO DOWTY-ROTOL PROPELLER CONVERSION	(R) 08 17 89
61-006	DOWTY EQUIPPED PROPELLER SYNCHROPHASER SYSTEM REMOVAL.....	(R) 08 17 89
61-007	REDUCE PROPELLER START LOCK AND FEATHER ANGLE	01 15 93
61-008	INSTALLATION OF DE-ICER EROSION TAPE ON MCCAULEY PROPELLERS	10 04 95
61-009	INSTALLATION OF DE-ICER EROSION TAPE ON DOWTY ROTOL PROPELLERS.....	10 04 95
71-001	ENGINE MOUNT TRUSS ASSEMBLY - INTERCHANGEABILITY	(R) 12 31 91
71-002	IMPROVED ENGINE COMBUSTION SYSTEM	(R) 10 23 84
71-003	SUPERSEDED BY 78-001	05 29 92
71-004	ENGINE INSTALLATION IMPROVEMENTS	(R) 03 27 92
71-005	ENGINE INSTALLATION MODIFICATION	(R) 10 02 89
71-006	ENGINE FLEXIBLE HOSE REPLACEMENT	(R) 05 29 92
71-007	INSPECT/REPLACE UPPER AFT ENGINE MOUNTS	07 24 87
71-008	INSPECTION AND MODIFICATION OF UPPER ENGINE TRUSS TO FIREWALL ATTACH FITTINGS AND UPPER ENGINE SHOCK MOUNT AT UPPER ENGINE MOUNT LUG	(R) 05 26 10
74-001	AUTO IGNITION MODIFICATION	07 08 86
74-002	IGNITION/FUEL VALVE FAIL-SAFE RELAY MODIFICATION.....	(R) 12 27 95
74-003	MODIFICATION OF NEGATIVE TORQUE SENSING (NTS) TEST SYSTEM TO PROVIDE AUTO IGNITION SYSTEM AND MATERIAL LIST SUPPLEMENT.....	(R) 08 06 03
76-001	ENG CONTROLS-CABLES (BOOT INST/MOUNT REPL).....	(R) 01 11 85
76-002	INSPECT/REPLACE POWER LEVER FLIGHT IDLE DETENT ARM	(R) 05 09 91
76-003	RELOCATION OF ENGINE TT2 SENSOR.....	10 09 91
76-004	POSITIVE SAFETY OF POWER CONTROL CABLE TO LEVER ATTACH POINT CLEVIS, AND INSPECTION FOR SECURITY OF ATTACHING HARDWARE OF POWER CONTROL CABLE TO P/N 26-21505 BRACKET	01 06 95
76-005	POSITIVE SAFETY OF ATTACHING HARDWARE FOR ENGINE POWER/RPM CONTROL CABLE HOUSINGS TO PEDESTAL BRACKET P/N 26-21505	03 01 96
76-006	INSPECT POWER LEVERS IN PEDESTAL FOR CRACKING AND/OR EXCESSIVE WEAR	(R) 11 01 18
76-007	REPLACE/REWORK PROPELLER PITCH CONTROL (PPC) ASSEMBLIES PER HONEYWELL SERVICE BULLETIN TPE331-72-2190	03 17 15
76-008	REPLACEMENT ENGINE CONTROL CABLES (FLEXIBLE SLIDING ELEMENT)	04 26 19
77-001	RELOCATE E.G.T. COMPENSATOR	(R) 09 30 91
77-002	SINGLE RED LINE CONTROLLER.....	03 19 93
77-003	SINGLE RED LINE CONTROLLER.....	06 11 93
78-001	IMPROVED ENGINE EXHAUST DUCT GASKET AND ASPIRATOR SEAL INSTALLATION	05 29 92
78-002	IMPROVED ENGINE EXHAUST DUCT GASKET.....	(R) 07 14 93
80-001	TEMPERATURE LIMITER CIRCUIT	(R) 11 08 93
82-001	REPLACE P/N 27-67001-283 AWI TUBE	12 21 83
82-002	REPLACE P/N 27-19144-007 CAWI INDICATOR	10 16 85
82-003	IMPROVED PRESSURE SWITCH FOR CAWI	08 25 92
82-004	INSTALLATION OF NEW CAWI PUMPS - P/N 27-67033-045.....	08 06 97

SA227 SERIES SERVICE LETTERS

REISSUE 03 07 16

**[SERVICE INFORMATION INCLUDES: BULLETINS, LETTERS, AND NOTES -
P/N'S: PAPER 27-10054-089 / ELECTRONIC 27-10054-090]**

NUMBER	DESCRIPTION	DATE
001	A.B.S. 5007396 BRAKES	03 15 91
002	INSPECTION OF GEARCASE TO ENGINE MOUNT BOLTS.....	09 09 91
003	GEARCASE OIL DRAIN FITTING	11 19 91
004	DE-ICER BOOT MOISTURE REMOVAL.....	02 14 92
005	ADD DRAIN HOLES TO VERTICAL STABILIZER.....	10 28 92
006	ADD LUMBAR SUPPORT TO 27-19308 CABIN SEAT WITH THE COMPLIANCE OF PTC SERVICE BULLETIN 25-1230.....	10 23 92



Ontic Engineering and Manufacturing, Inc

TECHNICAL PUBLICATIONS INDEX

NUMBER	DESCRIPTION	DATE
007	REVERSE CURRENT	02 22 93
008	ARM REST RELEASE BUTTON	01 15 93
009	PRESERVATION OF FAIL-SAFE FEATURE IN MAIN LANDING GEAR DOOR EXTENSION/RETRACTION SYSTEM	05 11 93
010	GENERATOR CONTROL UNIT INTERCHANGEABILITY	(R) 02 09 99
011	DL5040M5, DL5040M6 AND DL5040M8 PITCH TRIM ACTUATOR FREEPLAY MEASUREMENT.....	(R) 08 03 99
012	BENDIX/KING WEATHER INTER-CHANGEABILITY	04 13 93
013	CARGO DOOR GAS SPRING ATTACH POINT (FUSELAGE FRAME).....	05 12 93
014	MAIN LANDING GEAR STRIKER PLATE REMOVAL AND NOSE LANDING GEAR UPLOCK ROLLER/STRIKER EXTENSION REMOVAL	(R) 06 24 96
015	ADDED BELLY SKIN DRAIN HOLES	06 25 93
016	27-62085-043 BRACKET.....	09 07 93
017	ENLARGE WING AFT BELLY SKIN ACCESS DOOR DRAIN HOLES.....	08 18 93
018	ALTERNATE MEANS OF COMPLIANCE WITH AD 93-15-02	08 12 93
019	POLYURETHANE HOSES, 5/8 INCH INSIDE DIAMETER.....	09 27 93
020	REPLACEMENT OF J416-8SS-5 OR MS24593-8 BLEED AIR CHECK VALVE.....	10 26 93
021	REPLACEMENT OF FEEDBACK BLOCKING DIODE, LH/RH IGNITION MODE RELAY.....	10 14 93
022	FIRE LOGIC MODULE CONNECTOR REVERSAL PROTECTION.....	(R) 01 09 95
023	RETURN PORT, NOSE WHEEL STEERING ACTUATOR	11 22 93
024	REPLACEMENT OF ENGINE OIL INSPECTION DOOR CAMLOCK STUDS	01 27 94
025	ABSC 5007397-1 WHEEL INSTALLATION	08 23 94
026	NOT ISSUED	
027	NOT ISSUED	
028	STARTER/GENERATOR BEARING REPLACEMENT	12 23 94
029	FAR 121.310(g) EXTERIOR EXIT MARKINGS	01 29 97
030	FAR 121.310(h) EXTERIOR ESCAPE ROUTE	02 21 97
031	BARBER COLMAN PITCH TRIM ACTUATOR - PERFORM ADJUSTMENT - MECHANICAL/ ELECTRICAL STOPS FUNCTIONAL CHECK AND NO-BACK FUNCTIONAL CHECK	(R) 02 01 99
032	PILOT SEAT BACK POCKET INTERFERES WITH JUNCTION BOX	04 02 98
033	BARBER COLMAN PITCH TRIM ACTUATOR - AIRSPEED LIMITATION	09 02 98
034	INSPECTION OF PITCH TRIM ACTUATOR FOR CORRECT INSTALLATION AND FREEDOM OF OPERATION.....	09 09 98
035	INSPECTION/REPLACEMENT OF (31 PSI) PNEUMATIC PRESSURE REGULATOR FOR INCORRECT INLET/OUTLET PORT ORIENTATION	11 24 98
036	LIFE PRESERVER WITH LOCATOR LIGHT FOR FAR, PART 121.2 AND 121.340 REQUIREMENT.....	12 04 98
037	OVERHAUL TIME LIMIT FOR P/N 27-81009 HYDRAULIC POWER PACK	(R) 11 03 99
038	BF GOODRICH P/N 74-451-AC EROSION REPAIR KIT, FOR WING AND TAIL DE-ICE BOOTS	08 25 99
039	INSPECTION/REPLACEMENT/PROTECTION OF FUEL BOOST PUMP WIRE HARNESS FOR CHAFFING CONDITION, FAA APPROVED.....	(R) 09 25 00
040	NOT ISSUED	
041	INSPECTION OF PRIMARY FLIGHT CONTROL CABLE TERMINALS FOR CRACKS/PITTING CORROSION.....	05 29 01
042	INSPECT P/N 27-81069-011 BLANKET ASSEMBLY FOR PRESENCE OF FLAMMABLE FLUID AT EACH PRE-FLIGHT	07 03 02
043	INSPECT CABIN AND CARGO DOOR, FORE AND AFT, CLICK-CLACK BUSHING RECEPTACLE, PN 27-20063-007 (AIRFRAME SIDE), FOR CRACKS	(R) 04 04 16
044	INSPECTION OF MAIN LANDING GEAR (MLG) TRUNNION BUSHING, PN 27-51009, ATTACHING HARDWARE FOR LOOSENESS	03 27 03
045	INSPECT FOR POSSIBLE CRACKS IN LH/RH FUSELAGE STATION (F.S.) 272 AND 276 FOR FORWARD SPAR, F.S. 308 AND 311 FOR AFT SPAR ON AT/TC MODEL AIRPLANES OR F.S. 169 AND 173 FOR MAIN SPAR, F.S. 205 AND 208 FOR AFT SPAR ON TT/TT300 MODEL AIRPLANES, LOWER BELT FRAMES AND NESTED CHANNELS AT LH/RH STRINGER 10A FEEDTHROUGH	06 10 03
046	INSPECT FOR CRACKS AND/OR BULGES OF LEFT HAND/RIGHT HAND, INBOARD/OUTBOARD, KEELSON WEB SKIN AT NACELLE STATION (N.S.) 141.69.....	06 10 03
047	INSPECTION OF AFT SPAR, AT LOWER AFT STEEL ANGLE FOR CORROSION	(R) 09 01 05



Ontic Engineering and Manufacturing, Inc

TECHNICAL PUBLICATIONS INDEX

NUMBER	DESCRIPTION	DATE
048	ONE TIME INSPECTION OF UPPER, PITCH TRIM ACTUATOR (PTA) ATTACH FITTING HARDWARE AND BUSHINGS FOR CORRECT INSTALLATION AND SUBSEQUENT INSPECTION FOR CRACKS.....	(R) 02 10 20
049	RELIEF FOR RECENT CHANGE OF SA227 MM, CHAPTER 5, HYDROSTATIC TEST INTERVAL (HTI), FOR P/N 30301100 AND 30300020 FIRE EXTINGUISHER BOTTLES	04 16 04
050	SPECIAL INSPECTION OF FUSELAGE DRAINS AND INSTALLATION OF ADDITIONAL FUSELAGE DRAINS IN ACCORDANCE WITH M7 ENGINEERING DRAWING 27K22001	(R) 01 26 05
051	USE OF THE NAME FAIRCHILD OR M7 AEROSPACE LP.....	02 20 07
052	INSPECTION/REPLACEMENT OF FLIGHT CONTROL CABLE PULLEY GUARD PIN	(R) 01 30 14
053	INSPECTION OF UPPER AND LOWER ENGINE MOUNT ATTACH FITTING BOLTS FOR CORRECT TORQUE.....	11 14 08
054	NOT ISSUED	
055	COCKPIT HEATED WINDSHIELD (P/N 26-21126 AND 27-19442) DAMAGE REPORT	(R) 08 31 12
056	CANCELLED.....	08 23 13
057	APPH SOLENOID VALVES AND HYDRAULIC POWER PACKS ALERT	08 03 12
058	DEFECTIVE STANDARD HARDWARE - MS21042 SELF-LOCKING NUTS.....	08 03 12
059	NOT ISSUED	
060	INSPECT AILERON SPAR WEB AT HINGES FOR CRACKING.....	(R) 09 19 14
061	INSPECT AND REPLACE 27-51000-031 LANDING GEAR ACTUATOR BOLTS.....	08 13 13
062	INSPECT HONEYWELL P/N 894568-1/-2 FUEL LINE FOR DAMAGE	(R) 12 12 13
063	INSPECTION/REPLACEMENT OF 27-51042-177/-179 SHEAR BOLT INSTALLED ON THE MAIN LANDING GEAR LINKAGE.....	(R) 03 07 14
064	RECOMMEND REPLACE/REWORK PROPELLER PITCH CONTROL (PPC) ASSEMBLIES PER HONEYWELL SERVICE BULLETIN TPE331-72-2190	02 11 14
065	INSPECT HONEYWELL P/N 894382-2/-5 ANTI-ICE TUBE FOR CRACKING AND DAMAGE	09 19 14
066	INSPECT/REPLACE 27-52000-141 NOSE LANDING GEAR ACTUATOR BELLCRANK PINS	08 31 15
067	INSPECTION OF ENGINE CONTROL CABLE SUPPORT BRACKET IN PEDESTAL.....	08 24 15
068	CABIN ALTITUDE WARNING SYSTEM OPERATIONAL TEST.....	(R) 11 07 18
069	AILERON/ELEVATOR MASS BALANCE CHANGE	11 21 16
070	ROUTING MODIFICATIONS AFFECTING CONTROL CABLE LIFE	02 14 18
071	AIRPLANE TOWING PLACARDS	02 12 18
072	WINDSHIELD POST/LOWER SILL CORROSION	08 14 18
073	UNAPPROVED BCP4W10/BCP5W11 BEARING VENDOR PART.....	08 06 19
074	ALTERNATE POLYURETHANE ANTENNA GASKET	03 20 19
075	NOT RELEASED	
076	ELEVATOR QUADRANT ASSEMBLY.....	03 08 23
077	CHANGE OF NAME OF DESIGN APPROVAL HOLDER.....	10 27 23
078	MAIN LANDING GEAR PLACARD RELOCATION.....	07 31 24



Ontic Engineering and Manufacturing, Inc

TECHNICAL PUBLICATIONS INDEX

SA227 SERIES SERVICE NOTES

REISSUE 03 07 16

[SERVICE INFORMATION INCLUDES: BULLETINS, LETTERS, AND NOTES - P/N'S: PAPER 27-10054-089 / ELECTRONIC 27-10054-090]

NUMBER	DESCRIPTION	DATE
001	REPLACED BY TECHNICAL PUBLICATIONS INDEX	
002	FUEL FLOW TRANSMITTER	06 12 81
003	AMPLIFIED LANDING GEAR EXTENSION PROCEDURES.....	(R) 10 22 81
004	CANCELLED.....	02 26 97
005	FAR 135 OPERATION OF EXECUTIVE MODELS.....	(R) 06 03 83
006	BATTERY AND STARTER/GENERATOR GROUND BONDING.....	(R) 08 16 99
007	RESCINDED	
008	NOSE WHEEL STEERING OPERATION.....	01 20 82
009	DETERMINATION OF MAXIMUM TAKEOFF WEIGHT.....	03 15 82
010	PROPELLER TAPE EFFECTIVENESS	02 18 82
011	FLIGHT IDLE POWER CHECK	08 18 82
012	SAFT BATTERY AVAILABILITY	(R) 07 16 82
013	NOSE WHEEL SHIMMY	06 30 82
014	FIRE EXTINGUISHER BOTTLE INSPECTION	07 02 82
015	NOT ISSUED	
016	TPE331 ENGINE WASH PROCEDURES	06 03 83
017	PITCH TRIM WARNING HORNS	11 05 82
018	MIXING OF DOWTY AND GOODRICH PROP DEICE BOOTS	02 01 83
019	REQUEST FOR INFORMATION	02 01 83
020	OXYGEN REQUIREMENTS, FAR 135 OPERATIONS	(R) 07 01
021	EMERGENCY ENTRANCE TO CABIN (SA227-TT).....	09 06 83
022	CIRCUIT BREAKER MOISTURE PROTECTION.....	(R) 03 29 84
023	RESCINDED.....	07 26 93
024	NOT ISSUED	
025	ELECTRICAL PARTS SUBSTITUTION	04 16 84
026	PITCH TRIM ACTUATOR	12 09 83
027	LANDING GEAR STRUT HEIGHT	12 20 83
028	NOT ISSUED	
029	PROP DEICE SYSTEM MAINTENANCE PROCEDURES.....	11 18 83
030	METALLIC TUBING AND LINE SUPPORT.....	01 16 84
031	NOT ISSUED	
032	TACHOMETER GENERATOR ALTERNATE PART NUMBER	11 08 85
033	IMPROVED SRL INTERFACE ASSEMBLY	03 27 84
034	COCKPIT HYD FLD CONT SHROUD ASSY & INSUL BLANKETS	05 16 84
035	M.L.G. TIRE TEMPLATE.....	(R) 09 12 90
036	EQUIV METHOD OF INSPECTION OF FLAMMABLE FLUID BAG.....	05 03 84
037	ENGINE MOUNT BOLT CHECK.....	07 20 84
038	AIRCRAFT WEIGHT AND BALANCE CONTROL	(R) 07 11 89
039	STALL AVOIDANCE SYSTEM (SAS)	08 06 84
040	ENG CONTROL CABLE I D & INTERCHANGEABILITY.....	08 14 84
041	LANDING GEAR SERVICE AND LUBRICATION	09 05 84
042	NOT ISSUED	
043	AIRCRAFT DEICING PROCEDURE	11 07 84
044	INSPECTION OF 893-16162 OXYGEN MASK MOUNTED REG	01 24 85
045	IMPROVED RADOME EROSION CAP	(R) 08 20 85
046	JACK PAD/TIE DOWN RING ASSEMBLY	02 28 85
047	STRUCTURAL BULKHEAD AISLE INSERT ASSEMBLY.....	02 06 85
048	SAS SERVO MOUNT BOLT ACCESS.....	02 28 85
049	PRE-CALCULATED DATA TABLES / REDUCED POWER TAKEOFF	03 03 85
050	PASSENGER & CARGO DOOR LATCH CHECK	02 28 85
051	FUEL LEAK CLICK-PATCH REPAIR	(R) 05 11 12
052	INSPECT SCEET HOSES IN SIDE CONSOLES	07 02 85
053	IMPROVED AILERON TRIM TAB ACTUATOR.....	10 02 85
054	RESCINDED	12 31 85
055	WIRE IDENTIFICATION	(R) 10 04 88
056	ALT FITTINGS FOR SB 227-35-003 AND 227-35-004	12 31 85

TECHNICAL PUBLICATIONS INDEX

NUMBER	DESCRIPTION	DATE
057	CABIN DOOR CABLE IMPROVEMENTS & ALT PART NUMBER	02 28 86
058	WING DEICER BOOT ALTERNATE-MATERIAL	04 02 86
059	IMPROVED FIRE EXTINGUISHER LOGIC MODULE	08 26 86
060	MAIN LANDING GEAR TRUNNION BUSHING REPL P/N	(R) 09 10 86
061	CABIN DOOR SKIN THICKNESS	03 24 87
062	ORIFICE PLATE REMOVAL	01 10 89
063	IMPROVED SERVICE LIFE-OIL INLET HEATER SYSTEM.....	03 15 88
064	NOT ISSUED	
065	FORWARD WING SPAR ACCESS PANEL HARDWARE INSPECTION.....	10 05 88
066	CONTROL COLUMN HARDWARE INSPECTION	03 28 89
067	UNPRESSURIZED FLIGHT PROCEDURES	04 03 89
068	REWORK OF 27-35036 BRACKET.....	07 27 89
069	INSPECT ENGINE EXHAUST DUCT ASSEMBLY	09 12 89
070	NOT ISSUED	
071	TPE331-11U MAXIMUM POWER FLIGHT CHECK	01 17 90
072	FUEL QUANTITY SYSTEM WIRING.....	08 15 90
073	FUEL SHUTOFF BELLCRANK.....	11 16 90
074	RUDDER TRIM TAB ASSEMBLY	11 08 90
075	PAINTED WINGS	(R) 05 13 08
076	FLIGHT CONTROL CABLE MATERIAL.....	10 18 91
077	DECAL INSTALLATION - CABIN SEAT ARMRESTS	03 20 92
078	EXHAUST TRACK RIVET REPLACEMENT.....	03 18 92
079	SUPPRESSION DIODE TO NWS RELIEF VALVE WIRE HARNESS	01 13 93
080	EXTREME COLD WEATHER GREASE FOR AILERON/RUDDER TRIM ACTUATORS	01 25 93
081	ACOUSTIC WINDOW PANE REMOVAL.....	01 25 93
082	EROSION PREVENTIVE FOR AERODYNAMIC FEATURES, AND ABRASION PROTECTION AT CERTAIN CHAFING POINTS	(R) 12 19 97
083	SOLID STATE FLIGHT DATA RECORDER	09 23 93
084	FUEL FLOW TRANSMITTER WIRING.....	02 25 94
085	LANDING GEAR POSITION AND WARNING SWITCHES	02 25 94
086	BATTERY BOX HYDRAULIC LINE CLEAR TUBING (PN 3028) REMOVAL	07 05 94
087	CHAFING, RUDDER CONTROL RODS.....	10 31 94
088	POSSIBLE INFLATION DEVICE FAILURE ON SAFRAN LIFERAFTS.....	10 27 23



Ontic Engineering and Manufacturing, Inc

TECHNICAL PUBLICATIONS INDEX

SA227 COMMUTER CATEGORY (CC/DC)

SA227-CC/DC CONFIGURATION DEVIATION LIST

DATED 10 17 94

[INCLUDED WITH APPLICABLE PAPER AFM / INCLUDED ON ELECTRONIC P/N 27-10054-224]

REV. NO.	DESCRIPTION	DATE
----------	-------------	------

SA227-CC FLIGHT MANUAL 16,500 LB (6CC)

DATED 12 11 92

[PN's: PAPER 27-10054-117 / ELECTRONIC 27-10054-224: INCLUDES ALL CC/DC AFM'S]

REV. NO.	DESCRIPTION	DATE
01	CHANGED NOSE WHEEL STEERING LIMITATIONS.....	04 02 93
02	ADDED TOTAL OIL QUANTITY, CHANGED BATTERY OVERHEAT WARNING SYSTEM INFORMATION, ADDED NEW APPROVED TIRE, FIGURE REFERENCES IN OPERATING WEIGHTS, ADDED PART "J" TO PERFORMANCE SECTION.....	06 03 93
03	CHANGED NWS LIMITATIONS AND CORRECTED METRIC SCALE ON FIG. 4G-4, CORRECTED EDITORIAL ERRORS, MODIFIED DURING TAXI SECTION.....	09 01 93
04	CHANGED NOTE ABOUT USE OF GENERATORS, CHANGED INSTRUMENT MARKINGS FOR EGT, ADDED ITEM 4 TO NOSE WHEEL STEERING (S/N CC-843 AND UP OR MODIFIED IAW SB CC7-32-003) CHANGED OPS IN ICING CONDITIONS, ADDED DEFINITION FOR STOPWAY, CHANGED DEFINITIONS FOR CLEARWAY AND TAKEOFF RUN AND CORRECT EDITORIAL ERRORS.....	03 29 94
05	CHANGED NOSE WHEEL STEERING LIMITATIONS AND SPLIT NOTE ON PAGE 3A-11.....	08 10 94
06	REVISED SECTIONS 0 AND 1.....	10 17 94
07	REVISED SECTIONS 0, 1, 2 AND 3.....	03 28 95
08	REVISED SECTIONS 0 AND 4.....	03 26 95
09	REVISED SECTIONS 0, 1 AND 2.....	03 28 96
10	REVISED SECTIONS 0, 2, 3, AND 3A.....	12 02 97
11	REVISED SECTIONS 0, 1 AND 4.....	11 20 96
12	ADDED UNCOMMANDED ENGINE ACCELERATION INFO AND MANUAL GROUND START PROCEDURES TO SECTIONS 3 AND 3A.....	04 28 00
13	REVISED SECTIONS 0, 1, 2, 3, AND 3A.....	06 03 99
14	REVISED SECTIONS 0, 2, AND 3.....	02 29 00
15	ADDED PNEUMATIC DEICING BOOTS SYSTEM INFO TO COMPLY WITH AD 2000-06-04.....	06 02 00
16	ADDED FUEL BALANCING TO SECTIONS 1 AND 3A.....	12 07 07
17	REVISED SECTIONS 0 AND 3.....	12 09 14
18	REVISED SECTION III ANNUNCIATOR PANEL LIGHT REFERENCES AND L/R LOW OIL PRESSURE WARNING LIGHT ON PROCEDURE.....	07 27 20

SA227-CC FLIGHT MANUAL 16,500 LB SECTION 5

DATED 12 11 92

REV. NO.	DESCRIPTION	DATE
01	ADDED AVIATOR TIRE TO EQUIPMENT LIST.....	06 03 93
02	ADDED ABS NOSE WHEEL TO EQUIPMENT LIST.....	11 17 93
03	REVISED DATA.....	07 18 95
04	ADDED AND REVISED DATA.....	05 26 00
05	DELETED AND CORRECTED DATA.....	08 29 00

SA227-CC FLIGHT MANUAL 16,500 LB SECTION 6

DATED 12 11 92

REV. NO.	DESCRIPTION	DATE
01	CHANGED ENGINE POWER CHECK CHART - MCP, INFORMATION ABOUT LANDING GEAR WARNING SYSTEM, ADDED TOTAL OIL SYSTEM CAPACITY, ETC.....	06 03 93
02	CHANGED INFORMATION ON NWS FAIL LIGHT AND NORMAL STEERING OPERATIONS FOR VARIABLE AUTHORITY NOSE WHEEL STEERING AND TILLER NOSE WHEEL STEERING.....	09 01 93
03	CHANGED INFORMATION ABOUT NWS FAIL LIGHT FOR TILLER NOSE WHEEL STEERING AND CHANGED NOTE FOR OPERATIONS WITH STANDING WATER, SLUSH, OR WET SNOW ON THE RUNWAY.....	03 29 94

TECHNICAL PUBLICATIONS INDEX

04	REVISED DC POWER DISTRIBUTION SYSTEM	03 28 95
05	ADDED TABLES AND PAGES.....	05 02 95
06	REVISED DATA	03 28 96
07	REVISED DATA	12 02 97
08	REVISED DATA	11 20 96
09	REVISED DATA	06 03 99
10	ADDED UNCOMMANDED ENGINE ACCELERATION	04 28 00
11	ADDED ALTERNATE RUDDER GUST LOCK.....	11 06 03

SA227-CC FLIGHT MANUAL 16,500 LB SUPPLEMENTS

SUP/REV	DESCRIPTION	DATE
SUP 01	TAKEOFF WITH SRL OFF/INOPERATIVE.....	12 11 92
REV 01	CHANGED PROCEDURES IN BEFORE STARTING ENGINES TO INCLUDE USE OF TAKEOFF POWER CHECK CHART AND CHANGED NOTE UNDER POWER LEVERS IN TAKEOFF-DRY	05 24 93
SUP 02	OPERATION IN CANADA (CANADIAN REGISTRATION ONLY).....	06 01 93
REV 01	ADDED PASSENGER BRIEFING TO NORMAL PROCEDURES SECTION.....	09 03 93
REV 02	REVISED AND DELETED DATA	05 07 97
SUP 03	AIRCRAFT BRAKING SYSTEMS (ABS) ANTI-SKID/POWER BRAKE SYSTEM (IF INSTALLED IAW FAIRCHILD AIRCRAFT DRAWING NUMBER 27-85211)	06 27 94
SUP 04	MINIMUM CAWI FLUID QUANTITY FOR SINGLE ENGINE TAKEOFF WITH CONTINUOUS ALCOHOL WATER INJECTION	05 15 95
REV 01	DELETED NOTE 12 REGARDING WHITE RADIAL LINES FROM FIGURE 3 ON PAGE 8.....	08 10 20
SUP 05	REDUCED VISCOSITY HYDRAULIC FLUID.....	11 23 94
UN	VAPOR CYCLE AIR CONDITIONING SYSTEM (IF INSTALLED IAW WITH FAIRCHILD AIRCRAFT DRAWING NUMBER 27-84300 OR 27K84300)	07 09 92
REV 01	ADDED MAXIMUM WEIGHTS AND CORRECTED BAGGAGE COMPARTMENT LOADS	11 05 92
REV 02	CHANGED AFT BAGGAGE COMPARTMENT LOAD	06 14 93
REV 03	CORRECTED CIRCUIT BREAKER INFO, EDITORIAL ERROR AND ADDED EQUIPMENT LIST TO SECTION 5	03 29 94
REV 04	ADDED PLACARD.....	04 27 94
UN	ALLIEDSIGNAL AEROSPACE MK-VI GROUND PROXIMITY WARNING SYSTEM GPWS) (IF INSTALLED PER FAIRCHILD AIRCRAFT DRAWING NUMBER 27-88105)	(R) 05 07 96
UN	BENDIX/KING CAS TCAS I TRAFFIC ALERT AND COLLISION AVOIDANCE SYSTEM (IF INSTALLED PER FAIRCHILD AIRCRAFT DRAWING 27-88107, SB 226-23-002, SB 227-23-004, OR SB CC7-23-002).....	04 13 94
UN	IMPROVED VAPOR CYCLE AIR CONDITIONING SYSTEM	05 04 95
REV 01	CHANGED NOTE ON PAGE 4	06 28 95
REV 02	ADDED PLACARD WHEN ALTITUDE SWITCH IS REMOVED AND CHANGED INFORMATION ABOUT ALTITUDE SWITCH.....	07 15 96
UN	BENDIX/KING CAS 66A TCAS I TRAFFIC ALERT AND COLLISION AVOIDANCE SYSTEM WITH CP 66B CONTROL PANEL.....	10 29 96
UN	AVIATION COMMUNICATION AND SURVEILLANCE SYSTEMS (ACSS) DUAL MODE S TRANSPONDER AND TCAS SYSTEMS AS INSTALLED PER M7 AEROSPACE SB CC7-34-008	(R) 08 04 05
UN	PITOT HEAT INDICATION IF INSTALLED PER M7 AEROSPACE DRAWING 27K14063-009	03 05 08

SA227-CC PILOT'S FLIGHT CHECKLIST (6CC)

DATED 03 05 93

IPN's: PAPER 27-10054-115 / ELECTRONIC 27-10054-224; INCLUDES ALL CC/DC AFM'S

REV NO.	DESCRIPTION	DATE
01	REVISED SECTIONS N AND AB	03 28 95
02	REVISED SECTIONS i, E, AND AB.....	12 02 97
03	REVISED SECTIONS i, N, E, AND AB	05 11 99
04	REVISED SECTIONS i, N, AND E.....	02 29 00
05	ADDED PNEUMATIC DEICING BOOTS SYSTEM INFO TO COMPLY WITH AD 2000-06-04	06 02 00
06	ADDED FUEL BALANCING TO ABNORMAL PROCEDURES.....	12 07 07



Ontic Engineering and Manufacturing, Inc

TECHNICAL PUBLICATIONS INDEX

SA227-DC FLIGHT MANUAL 16,500 LB (6DC)

DATED 08 23 91

IPN's: PAPER 27-10054-113 / ELECTRONIC 27-10054-224: INCLUDES ALL CC/DC AFM'S!

REV. NO.	DESCRIPTION	DATE
01	ADDED CAWI AND RESERVE POWER, CORRECTED FIGURE REFERENCE NUMBERS, CHANGED POWER SETTING FOR SINGLE ENGINE GO AROUND	11 15 91
02	ADDED WET PERFORMANCE SECTION, CHANGED FDR AND CVR PROCEDURES, MADE EDITORIAL CHANGES.....	12 31 91
03	ADDED MCCAULEY PROP ASSY NUMBERS, CHANGED PROP BLADE ANGLES, PROP REVERSING WARNING AND CHANGED SRL COMPUTER FAILURE SEC	04 24 92
04	CHANGED PROCEDURES TO PERMIT SINGLE PILOT OPERATION.....	06 19 92
05	REVISED RES PWR IN LIMITATIONS SECTION, CHANGED CAWI INFO, ADDED INFO ABOUT CONVERTIBLE INTERIOR, MAX. LANDING WGT LIMITATION CHART	09 29 92
06	CHANGED GENERATOR LOAD, SPEED FOR TAKEOFF POWER CHECK CHARTS AND REVISED SINGLE PILOT PROCEDURES.....	07 28 92
07	ADDED NEW ENGINE DESIGNATION FOR -10 SRL COMPUTER, NEW TIRE, NEW EGT LIMIT WITH SRL INOPERATIVE POWER TABLES AND CHANGED FIGURE REFERENCE NUMBERS	03 18 93
08	CHANGED NOSE WHEEL STEERING LIMITATIONS.....	04 02 93
09	CHANGED BATTERY OVERHEAT WARNING SYSTEM, OIL FILTER BYPASS INDICATOR, ADDED INFO ABOUT ANNUNCIATOR PANEL DIMMING, ADDED METRIC TICK MARKS ON PERFORMANCE CHARTS	06 23 93
10	CHANGED FIGURES 4H-3 THRU 4H-6 AND CORRECTED METRIC TICK MARKS ON FIGURE 4G-4 AND CORRECTED EDITORIAL ERROR ON PAGE 2-26.....	08 09 93
11	CHANGED NOSE WHEEL STEERING LIMITATIONS, MODIFIED DURING TAXI SECTION ON PAGE 2-35 ,AND CHANGED NOTE ON PAGE 3A-11.....	09 01 93
12	CHANGED MAXIMUM LAND WEIGHT LIMITATIONS CHARTS, REVISED TAKEOFF FLIGHT PATH DISTANCE TO 1500 FEET EXAMPLES, ADD PART J SUPPLEMENTAL TAKEOFF PERFORMANCE SECTION AND CHANGED PAGES TO REFLECT THE NEW PART J.....	09 10 93
13	CHANGED NOTE ABOUT USE OF GENERATORS, CHANGED INSTRUMENT MARKINGS FOR EGT, ADDED ITEM 4 TO NOSE WHEEL STEERING (S/N CC-843 AND UP OR MODIFIED IAW SB CC7-32-003) CHANGED OPS IN ICING CONDITIONS, ADDED DEFINITIONS FOR STOPWAY, CHANGED DEFINITIONS FOR CLEARWAY AND TAKE-OFF RUN, CORRECTED EDITORIAL ERRORS AND CORRECTED FIGURE 4J-1.	03 29 94
14	CHANGED NOSED WHEEL STEERING LIMITATIONS AND SPLIT NOTE ON PAGE 34-11.....	08 10 94
15	DELETED KINDS OF OPERATION, CHANGED KINDS OF OPERATION EQUIPMENT LIST, MOVED TEXT TO DIFFERENT PAGES AND DELETED 4 PAGES FROM LIMITATION SECTION.....	08 26 94
16	REVISED SECTIONS 0, 1, 2, 3 AND 4.....	03 28 95
17	REVISED SECTIONS 0 AND 4.....	03 26 95
18	REVISED SECTIONS 0, 1 AND 2.....	03 04 96
19	REVISED SECTIONS 0 AND 4.....	07 31 95
20	REVISED SECTIONS 0, 2, 3, AND 3A	12 02 97
21	REVISED AND ADDED DATA IN SECTIONS 0, 1 AND 4	11 12 96
22	REVISED DATA	05 28 97
23	ADDED UNCOMMANDED ENGINE ACCELERATION INFO AND MANUAL GROUND START PROCEDURES TO SECTIONS 3 AND 3A	04 28 00
24	REVISED SECTIONS 0 AND 3.....	06 05 98
25	REVISED SECTIONS 0, 1, 2, 3, AND 3A	05 11 99
26	REVISED SECTIONS 0 AND 1.....	08 19 99
27	REVISED SECTIONS 0, 2, AND 3.....	02 29 00
28	ADDED PNEUMATIC DEICING BOOTS SYSTEM INFO TO COMPLY WITH AD 2000-06-04	06 02 00
29	ADDED AURAL TAKEOFF WARNING (SN 902, 903, 904) TO SECTION 3	07 12 00
30	REVISED DATA IN SECTIONS 0 AND 2.....	10 06 00
31	REVISED DATA IN SECTIONS 0 AND 3A.....	10 03 01
32	ADDED FUEL BALANCING TO SECTIONS 1 AND 3A.....	04 05 07
33	REVISED FUEL BALANCING IN SECTIONS 1 AND 3A.....	12 07 07
34	REVISED SECTIONS 0 AND 3.....	12 09 14
35	REVISED SECTION III ANNUNCIATOR PANEL LIGHT REFERENCES AND L/R LOW OIL PRESSURE WARNING LIGHT ON PROCEDURE.....	07 27 20

TECHNICAL PUBLICATIONS INDEX

SA227-DC FLIGHT MANUAL 16,500 LB SECTION 5

DATED 08 23 91

REV. NO.	DESCRIPTION	DATE
01	CORRECTED AWI INFORMATION	11 15 91
02	CHANGED WEIGHT AND F.S. OF DRAINABLE BUT UNUSABLE FUEL AND CHANGED FIGURE 5-2	12 31 91
03	ADDED AVIONICS EQUIPMENT TO THE EQUIPMENT LIST AND CORRECTED EDITORIAL ERRORS	04 24 92
04	NEW ENGINE DESIGNATION FOR -10 SRL, NEW TIRE	03 18 93
05	CORRECTED WEIGHT AND BALANCE CALCULATION EXAMPLE, CAWI FLUID MOMENT TABLE AND EDITORIAL ERRORS	06 23 93
06	ADDED ABS NOSE WHEEL TO EQUIPMENT LIST	11 17 93
07	REVISED DATA	07 18 95
08	REVISED DATA	07 19 95
09	REVISED DATA	10 29 97
10	ADDED AND REVISED DATA	05 26 00
11	DELETED AND CORRECTED DATA	08 28 00

SA227-DC FLIGHT MANUAL 16,500 LB SECTION 6

DATED 12 31 91

REV. NO.	DESCRIPTION	DATE
01	CHANGED SPECIFIC RANGE, CHARTS FOR FUEL FLOW, SPECIFIC RANGE AND CRUISE SPEEDS	04 24 92
02	ADDED BRAKE AND PARKING BRAKE INFORMATION AND STANDBY INSTRUMENT POWER SYSTEM	06 19 92
03	NEW ENGINE DESIGNATION FOR -10 SRL, NEW TIRE	03 18 93
04	CORRECTED FUEL SYSTEM DRAWINGS, JET TRANSFER PUMP SYSTEM INFO, VARIABLE AUTHORITY NOSE WHEEL STEERING TEST, ETC.	06 23 93
05	CHANGED INFO ABOUT NWS FAIL LIGHT AND NORMAL STEERING PROCEDURES FOR VARIABLE AUTHORITY NOSE WHEEL STEERING AND TILLER NWS	09 01 93
06	CHANGED INFORMATION ABOUT NWS FAIL LIGHT FOR TILLER NOSE WHEEL STEERING AND CHANGED NOTE FOR OPERATIONS WITH STANDING WATER, SLUSH, OR WET SNOW ON THE RUNWAY AND CORRECTED EDITORIAL ERROR	03 29 94
07	REVISED DC POWER DISTRIBUTION SYSTEM	03 28 95
08	ADDED TABLES AND PAGES	05 02 95
09	REVISED DATA	03 04 96
10	REVISED DATA	12 02 97
11	REVISED DATA	11 12 96
12	REVISED DATA	12 02 97
13	ADDED UNCOMMANDED ENGINE ACCELERATION	04 28 00
14	REVISED DATA	05 11 99
15	ADDED AURAL TAKEOFF WARNING (SN 902, 903, 904)	07 12 00

SA227-DC FLIGHT MANUAL 16,500 LB SUPPLEMENTS

SUP/REV	DESCRIPTION	DATE
16	ADDED EMERGENCY LOCATOR TRANSMITTER, ARTEX 110-406	08 28 00
17	ADDED UTILIZATION OF REDUNDANT NAV RECEIVERS AND DISPLAYS (EHSI-74)	10 19 00
18	REVISED EFFECTIVE PAGES	10 03 01
19	ADDED ALTERNATE RUDDER GUST LOCK	11 06 03
SUP 01	TAKEOFF WITH SRL OFF/INOPERATIVE (APPLIES TO AIRCRAFT WITH -7/-8 SRL COMPUTERS)	06 19 92
REV 01	APPLIES TO AIRCRAFT WITH -10 SRL COMPUTERS	(R) 05 24 93
SUP 02	C-26B CONFIGURATION (C-26B AIRCRAFT ONLY)	12 06 91
REV 01	CORRECTED EDITORIAL ERROR AND DELETED PARAGRAPH UNDER BUS TRANSFER SECTION	04 24 92
REV 02	ADDED CARGO NET PART NUMBER	07 28 92
REV 03	REVISED PAGES 2, 3, 5 THRU 7, 10 AND 47 THRU 50	01 26 96
REV 04	ADDED, REVISED, AND REFORMATTED DATA ON PAGES 3, 5, AND 46 THRU 50	02 04 97



Ontic Engineering and Manufacturing, Inc

TECHNICAL PUBLICATIONS INDEX

REV 05	ADDED GNS-XLS (IF INSTALLED) TO KNS 660 HEADING REFERENCE SELECT SWITCH.....	04 17 00
SUP 03	C-26 SURVEILLANCE CONFIGURATION (C-26B AIRCRAFT ONLY)	06 16 94
REV 01	TO MAKE COMPATIBLE WITH BOTH PODS	03 29 95
REV 02	REVISED PAGES 3 AND 8	01 12 96
SUP 04	AIRCRAFT BRAKING SYSTEMS (ABS) ANTI-SKID/POWER BRAKE SYSTEM (IF INSTALLED IAW FAIRCHILD AIRCRAFT DRAWING NUMBER 27-85211)	07 22 94
REV 01	REVISED PAGES 2 AND 22	04 13 95
REV 02	REVISED PAGES 2 THRU 5, 7 AND 27	11 27 95
SUP 05	MINIMUM CAWI FLUID QUANTITY FOR SINGLE ENGINE TAKEOFF WITH CONTINUOUS ALCOHOL WATER INJECTION	05 15 95
REV 01	DELETED NOTE 12 REGARDING WHITE RADIAL LINES FROM FIGURE 3 ON PAGE 7.....	08 10 20
SUP 06	TRIM-IN -MOTION TONE GENERATOR AND OVERSPEED WARNING SYSTEM (IF INSTALLED PER ECP 705 OR KIT DRAWING 27K82818).....	06 06 96
REV 01	REVISED PAGES 2, 3, AND 4	11 26 99
SUP 07	ALTERNATE STATIC SYSTEM WITH COLLINS EFIS-84 (IF INSTALLED IAW FAIRCHILD AIRCRAFT DRAWING NUMBER 27-88759 REV A).....	03 26 96
SUP 08	PITOT HEAT WARNING SYSTEM	10 04 96
REV 01	ADDED FAIRCHILD AIRCRAFT DRAWING 27K14063 FOR INSTALLATION OF PITOT HEAT WARNING SYSTEM	07 06 01
SUP 09	OPERATION IN CANADA.....	06 17 97
SUP 10	LOW FUEL PRESSURE WARNING ANNUNCIATION	05 28 97
SUP 11	RESERVED	
SUP 12	GNS-XLS FLIGHT MANAGEMENT SYSTEM WITH FAULT DETECTION AND EXCLUSION CAPABILITY (C-26B AIRCRAFT ONLY)	07 15 99
UN	VAPOR CYCLE AIR CONDITIONING SYSTEM (IF INSTALLED IAW FAIRCHILD AIRCRAFT DRAWING NUMBER 27-84300 OR 27K84300).....	07 09 92
REV 01	ADDED MAXIMUM WEIGHTS AND CORRECTED BAGGAGE COMPARTMENT LOADS	11 05 92
REV 02	CHANGED AFT BAGGAGE COMPARTMENT LOAD	06 14 93
REV 03	CORRECTED CIRCUIT BREAKER INFO, EDITORIAL ERROR AND ADDED EQUIPMENT LIST TO SECTION 5	03 29 94
REV 04	ADDED PLACARD.....	04 27 94
UN	ALLIEDSIGNAL AEROSPACE MK-VI GROUND PROXIMITY WARNING SYSTEM (GPWS) (IF INSTALLED PER FAIRCHILD AIRCRAFT DRAWING NUMBER 27-88105).....	(R) 05 07 96
UN	BENDIX/KING CAS TCAS I TRAFFIC ALERT AND COLLISION AVOIDANCE SYSTEM (IF INSTALLED PER FAIRCHILD AIRCRAFT DRAWING 27-88107, SB 226-23-002, SB 227-23-004, OR SB CC7-23-002).....	04 13 94
UN	IMPROVED VAPOR CYCLE AIR CONDITIONING SYSTEM	05 04 95
REV 01	CHANGED NOTE ON PAGE 4	06 28 95
REV 02	ADDED PLACARD WHEN ALTITUDE SWITCH IS REMOVED AND CHANGED INFORMATION ABOUT ALTITUDE SWITCH	07 15 96
UN	AILERON-RUDDER INTERCONNECT INSTALLATION	07 25 96
UN	BENDIX/KING CAS 66A TCAS I TRAFFIC ALERT AND COLLISION AVOIDANCE SYSTEM WITH CP 66B CONTROL PANEL	10 29 96
UN	TWELVE PLACE CLUB CONFIGURATION	03 08 02
UN	AVIATION COMMUNICATION AND SURVEILLANCE SYSTEMS (ACSS) DUAL MODE S TRANSPONDER AND TCAS SYSTEMS AS INSTALLED PER M7 AEROSPACE SB CC7-34-008	(R) 08 04 05
UN	PITOT HEAT INDICATION IF INSTALLED PER M7 AEROSPACE DRAWING 27K14063-009	03 05 08

SA227-DC PILOT'S FLIGHT CHECKLIST (6DC)

DATED 07 28 92

IPN's: PAPER 27-10054-111 / ELECTRONIC 27-10054-224: INCLUDES ALL CC/DC AFM'S!

REV NO.	DESCRIPTION	DATE
01	CHANGED SINGLE ENGINE BEFORE LANDING AND SINGLE ENGINE GO-AROUND PROCEDURES	09 29 92
02	DELETED ENG DESIGNATION AND ADDED 6DC-CL BOTTOM OF PGS.....	03 03 93
03	CHANGED CHECK LIST TO REFLECT REV. 9 TO AFM AND ADDED 6DC-CL TO BOTTOM OF EACH PAGE	06 23 93
04	REVISED SECTIONS N AND AB	03 28 95

TECHNICAL PUBLICATIONS INDEX

05	REVISED SECTIONS i, N, E, AND AB	12 02 97
06	REVISED SECTIONS i, N, E, AND AB	05 11 99
07	ADDED AURAL OUT-OF-TRIM WARNING INFO TO SECTIONS N AND E.....	04 28 00
08	ADDED PNEUMATIC DEICING BOOTS SYSTEM INFO TO COMPLY WITH AD 2000-06-04	06 02 00
09	ADDED AURAL TAKEOFF WARNING (SN 902, 903, 904) TO EMERGENCY SECTION.....	07 12 00
10	ADDED FUEL BALANCING TO ABNORMAL PROCEDURES.....	04 05 07
11	REVISED FUEL BALANCING IN ABNORMAL PROCEDURES.....	12 07 07

SA227-DC WITH C663 MCCAULEY PROPELLERS FLIGHT MANUAL 16,500 LB (8DC) DATED 08 09 96
[PN's: PAPER 27-10054-143 / ELECTRONIC 27-10054-224; INCLUDES ALL CC/DC AFM'S]

REV. NO.	DESCRIPTION	DATE
01	REVISED SECTIONS 0, 1 AND 4.....	11 20 96
02	REVISED SECTIONS 0 AND 4.....	03 14 97
03	REVISED SECTIONS 0, 1, 2, 3, 3A, AND 4E.....	05 11 99
04	REVISED SECTIONS 0 AND 2.....	11 26 99
05	REVISED SECTIONS 0, 2, AND 3.....	02 29 00
06	ADDED PNEUMATIC DEICING BOOTS SYSTEM INFO TO COMPLY WITH AD 2000-06-04	06 02 00
07	ADDED FUEL BALANCING TO SECTIONS 1 AND 3A.....	12 07 07
08	REVISED SECTIONS 0 AND 3.....	12 09 14
09	REVISED SECTION III ANNUNCIATOR PANEL LIGHT REFERENCES AND L/R LOW OIL PRESSURE WARNING LIGHT ON PROCEDURE.....	07 27 20

SA227-DC WITH C663 MCCAULEY PROPELLERS FLIGHT MANUAL 16,500 LB SECTION 5 DATED 08 09 96

REV. NO.	DESCRIPTION	DATE
----------	-------------	------

SA227-DC WITH C663 MCCAULEY PROPELLERS FLIGHT MANUAL 16,500 LB SECTION 6 DATED 08 09 96

REV. NO.	DESCRIPTION	DATE
01	REVISED DATA	11 20 96
02	REVISED DATA	05 11 99
03	REVISED DATA	11 26 99
04	ADDED ALTERNATE RUDDER GUST LOCK.....	11 06 03

SA227-DC WITH C663 MCCAULEY PROPELLERS FLIGHT MANUAL 16,500 LB SUPPLEMENTS

SUP/REV	DESCRIPTION	DATE
SUP 01	TAKEOFF WITH SRL OFF/INOPERATIVE.....	08 09 96
SUP 02	MINIMUM CAVI FLUID QUANTITY FOR SINGLE ENGINE TAKEOFF WITH CONTINUOUS ALCOHOL - WATER INJECTION	08 09 96
REV 01	DELETED NOTE 12 REGARDING WHITE RADIAL LINES FROM FIGURE 3 ON PAGE 7.....	08 10 20
SUP 03	TABULAR FIELD LENGTH DATA FOR USE WITH ANTI-SKID/POWER BRAKE SYSTEM.....	10 23 96
SUP 04	AIRCRAFT BRAKING SYSTEMS (ABS) DUAL ROTOR MANUAL BRAKE SYSTEM.....	10 23 96
REV 01	ADDED AND REVISED DATA ON PAGES 2 AND 12.....	03 14 97
UN	VAPOR CYCLE AIR CONDITIONING SYSTEM (IF INSTALLED IAW FAIRCHILD AIRCRAFT DRAWING NUMBER 27-84300 OR 27K84300).....	07 09 92
REV 01	ADDED MAXIMUM WEIGHTS AND CORRECTED BAGGAGE COMPARTMENT LOADS	11 05 92
REV 02	CHANGED AFT BAGGAGE COMPARTMENT LOAD	06 14 93
REV 03	CORRECTED CIRCUIT BREAKER INFO, EDITORIAL ERROR AND ADDED EQUIPMENT LIST TO SECTION 5	03 29 94
REV 04	ADDED PLACARD.....	04 27 94
UN	ALLIED SIGNAL AEROSPACE MK-VI GROUND PROXIMITY WARNING SYSTEM (GPWS) (IF INSTALLED PER FAIRCHILD AIRCRAFT DRAWING NUMBER 27-88105)..... (R)	05 07 96
UN	BENDIX/KING CAS TCAS I TRAFFIC ALERT AND COLLISION AVOIDANCE SYSTEM (IF INSTALLED PER FAIRCHILD AIRCRAFT DRAWING 27-88107, SB 226-23-002, SB 227-23-004, OR SB CC7-23-002).....	04 13 94
UN	IMPROVED VAPOR CYCLE AIR CONDITIONING SYSTEM	05 04 95



Ontic Engineering and Manufacturing, Inc

TECHNICAL PUBLICATIONS INDEX

REV 01	CHANGED NOTE ON PAGE 4	06 28 95
REV 02	ADDED PLACARD WHEN ALTITUDE SWITCH IS REMOVED AND CHANGED INFORMATION ABOUT ALTITUDE SWITCH.....	07 15 96
UN	BENDIX/KING CAS 66A TCAS I TRAFFIC ALERT AND COLLISION AVOIDANCE SYSTEM WITH CP 66B CONTROL PANEL.....	10 29 96
UN	AVIATION COMMUNICATION AND SURVEILLANCE SYSTEMS (ACSS) DUAL MODE S TRANSPONDER AND TCAS SYSTEMS AS INSTALLED PER M7 AEROSPACE SB CC7-34-008	(R) 08 04 05
UN	PITOT HEAT INDICATION IF INSTALLED PER M7 AEROSPACE DRAWING 27K14063-009	03 05 08

SA227-DC WITH C663 MCCAULEY PROPELLERS PILOT'S FLIGHT CHECKLIST (8DC) DATED 08 09 96
[P/N'S: PAPER 27-10054-145 / ELECTRONIC 27-10054-224: INCLUDES ALL CC/DC AFM'S]

REV NO.	DESCRIPTION	DATE
01	REVISED SECTIONS i, N, E, AND AB	05 11 99
02	REVISED SECTIONS i, N, AND E.....	02 29 00
03	ADDED PNEUMATIC DEICING BOOTS SYSTEM INFO TO COMPLY WITH AD 2000-06-04	06 02 00
04	ADDED FUEL BALANCING TO ABNORMAL PROCEDURES.....	12 07 07

SA227 SERIES COMMUTER CATEGORY AIRFRAME AIRWORTHINESS LIMITATIONS INITIAL ISSUE 12 06 91
MANUAL ST-UN-M003
[P/N'S: PAPER 27-10054-109: INCLUDED WITH 27-10054-135, 27-10054-139 AND 27-10054-213 / ELECTRONIC 27-10054-227. INSPECTION MANUAL SET: INCLUDES ST-UN-M003, SUPPLEMENTAL INSPECTION DOCUMENT, LETTER CHECK AND PHASE INSPECTION]

REV. NO.	DESCRIPTION	DATE
11	REVISED PAGES i, iv, 3, 11, 12, AND 14-60.....	04 25 12
TR-001	CLARIFIED DOOR LATCH INSPECTION REQUIREMENTS. INCLUDED ALL POTENTIALLY INSTALLED LATCH ASSEMBLY PART NUMBERS.....	11 17 14
TR-004	UPDATES SUPPLEMENT A, SYSTEM INSPECTIONS AND LIFE LIMITS	04 04 18

SA226/SA227 SERIES SUPPLEMENTAL INSPECTION DOCUMENT (SID) INITIAL ISSUE 09 27 99
[P/N'S: PAPER 27-10054-213: INCLUDED WITH 27-10054-109, 27-10054-135, AND 27-10054-139. / ELECTRONIC 27-10054-227. INSPECTION MANUAL SET: INCLUDES ST-UN-M003, SUPPLEMENTAL INSPECTION DOCUMENT, LETTER CHECK, AND PHASE INSPECTION]

REV. NO.	DESCRIPTION	DATE
F	REVISED DATA	05 01 12
TR-002	APPENDIX C, PG 9 OF 14.....	05 18 15

SA226/SA227 FIELD MAINTENANCE PROCEDURES (FMP) 57-011 EDDY-CURRENT INITIAL ISSUE 09 06 96
INSPECTION PROCEDURES. B.L. 9 (INCLUDED IN SUPPLEMENTAL INSPECTION DOCUMENT (SID))

REV. NO.	DESCRIPTION	DATE
02	REVISED DATA	08 12 04
TR-002	APPENDIX C, PG 9 OF 14.....	05 18 15

METRO 23 SERIES SERVICING & RECOVERY MANUAL INITIAL ISSUE 12 16 91
[P/N'S: PAPER 27-10054-131 / INCLUDED ON ELECTRONIC 27-10054-224]

REV. NO.	DESCRIPTION	DATE
02	REVISED DATA AND MADE EDITORIAL CORRECTIONS	09 12 97

TECHNICAL PUBLICATIONS INDEX

SA227 SERIES COMMUTER CATEGORY MAINTENANCE MANUAL **INITIAL ISSUE 10 01 91**
[P/N'S: PAPER 27-10054-133; INCLUDES 27-10054-107 / ELECTRONIC 27-10054-134; INCLUDES 27-10054-078 AND 27-10054-108]

REV. NO.	DESCRIPTION	DATE
62	REVISED SECTION 27-10-10	01 10 22

SA227 SERIES COMMUTER CATEGORY INSTRUCTIONS FOR CONTINUED AIRWORTHINESS **INITIAL ISSUE 12 31 91**
[P/N'S: PAPER 27-10054-107; INCLUDED WITH PN 27-10054-133 / INCLUDED ON ELECTRONIC 27-10054-134]

REV. NO.	DESCRIPTION	DATE
01	REVISED SECTION 4.1.1 AND ADD LOG OF REVISION PAGE	(R) 11 10 92

SA227 SERIES COMMUTER CATEGORY ILLUSTRATED PARTS CATALOG **INITIAL ISSUE 10 01 91**
[P/N'S: PAPER 27-10054-141 / ELECTRONIC 27-10054-142]

REV. NO.	DESCRIPTION	DATE
57	REVISED INTRO, ALPHA AND NUMERIC INDICES, AND CHAPTERS 21, 25, 26, 27, 29, 32, 33, 52, 55, 57 AND 76.....	12 17 21
TR27-18	ELEVATOR CONTROL, QUADRANT ASSEMBLY: UPDATE PART NUMBERS AND ASSEMBLY.....	07 15 24
TR27-19	RUDDER, BELLCRANK, AND TORQUE TUBE ASSEMBLY: CORRECT PN.....	07 15 24
TR27-20	AILERON TRIM TAB, ACTUATOR INSTALLATION: CORRECT PN.....	07 15 24
TR32-12	NOSE LANDING GEAR, STRUT ASSEMBLY: CORRECT PN.....	07 15 24
TR57-03	FLAP ASSEMBLY, NACELLE FAIRING: ALT. PNs.....	07 15 24

SA227 SERIES COMMUTER CATEGORY STRUCTURAL REPAIR MANUAL **INITIAL ISSUE 12 01 91**
[P/N'S: PAPER 27-10054-127 / ELECTRONIC 27-10054-128]

REV. NO.	DESCRIPTION	DATE
19	REVISED CHAPTERS 51, 53, AND 57	08 25 15
TR54-10	REVISED CHAPTER 54 LIST OF EFFECTIVE PAGES.....	07 14 16
TR54-26	54-90-10, PGS 1, 39-42.....	03 25 19
TR57-25	57-90-55, PGS 1-6.....	04 02 19
TR53-27	53-90-10, PGS 37-46.....	08 26 19
TR51-28	51-30-02, PGS 2 AND 4.....	01 29 21

SA227 SERIES COMMUTER CATEGORY WIRING MANUAL **INITIAL ISSUE 10 01 91**
[P/N'S: PAPER 27-10054-125; INCLUDES 27-10054-189 / ELECTRONIC 27-10054-126; INCLUDES 27-10054-190]

REV. NO.	DESCRIPTION	DATE
32	REVISED FRONT MATTER AND CHAPTER 20	02 26 20

SA227 SERIES COMMUTER CATEGORY ELECTRICAL EQUIPMENT LIST **INITIAL ISSUE 08 25 00**
[P/N'S: PAPER 27-10054-189; INCLUDED WITH 27-10054-125 / ELECTRONIC 27-10054-190; INCLUDED ON 27- 10054-126]

REV. NO.	DESCRIPTION	DATE
12	REVISED FRONT MATTER AND SECTIONS A CODE, H/HA/HT, K, L, M, P, AND S	02 26 20



Ontic Engineering and Manufacturing, Inc

TECHNICAL PUBLICATIONS INDEX

**SA226/227 SERIES ILLUSTRATED TOOL AND EQUIPMENT MANUAL REISSUE 11 01 00
[P/N'S: PAPER 27-10054-077 / ELECTRONIC 27-10054-078; INCLUDED ON 27-10054-134]**

REV. NO.	DESCRIPTION	DATE
05	REVISED TABLE OF CONTENTS AND ADDED PAGES 95 THRU 98.....	01 29 15

**SA227 SERIES COMMUTER CATEGORY LETTER CHECK INSPECTION PROGRAM INITIAL ISSUE 10 01 91
[P/N'S: PAPER 27-10054-139; INCLUDES 27-10054-109 / ELECTRONIC 27-10054-227. INSPECTION MANUAL SET:
INCLUDES ST-UN-M003. LETTER CHECK AND PHASE INSPECTION]**

REV. NO.	DESCRIPTION	DATE
A	COMPLETE REISSUE REPLACES REV 17 AND INCORPORATES TRB-04, CHANGES DETAILED IN REISSUE A LETTER OF TRANSMITTAL	04 15 21
C-01	TEMPORARY REVISION CORRECTING TRANSPOSED NUMBERS AS NOTED ON PAGE C-13 ...	04 22 24

IMPORTANT NOTICE: IT IS RECOMMENDED OPERATORS INCORPORATE REISSUE A CHANGES INTO THEIR INSPECTION PROGRAM NO LATER THAN 12 CALENDAR MONTHS FROM THE DATE OF THE REVISION.

**SA227 SERIES CC/DC PHASE INSPECTION PROGRAM (6 PHASE PROCEDURES) REISSUE 09 15 93
[P/N'S: PAPER 27-10054-135; INCLUDES 27-10054-109 / ELECTRONIC 27-10054-227. INSPECTION MANUAL
SET; INCLUDES ST-UN-M003. LETTER CHECK AND PHASE INSPECTION]**

REV. NO.	DESCRIPTION	DATE
20	REPLACES REV 19 AND INCORPORATES ALL 5 TEMPORARY REVISIONS, CHANGES DETAILED IN REVISION 21 LETTER OF TRANSMITTAL.....	04 15 21

IMPORTANT NOTICE: IT IS RECOMMENDED OPERATORS INCORPORATE REVISION 20 CHANGES INTO THEIR INSPECTION PROGRAM NO LATER THAN 12 CALENDAR MONTHS FROM THE DATE OF THE REVISION.

**SA227 SERIES COMMUTER CATEGORY SERVICE BULLETINS REISSUE 03 07 16
[SERVICE INFORMATION INCLUDES: BULLETINS, LETTERS, AND NOTES -
P/N'S: PAPER 27-10054-129 / ELECTRONIC 27-10054-130]**

NUMBER	DESCRIPTION	DATE
11-001	MEMORY INDEX MARKER, CIRCUIT BREAKER AND FIXED DIMMER INSTALLATION	02 07 94
21-001	COCKPIT SHIELD INSTALLATION AT LEFT AND RIGHT CIRCUIT BREAKER CONSOLES	12 09 11
21-002	PERFORM PRESSURE TEST OF BLEED AIR HEAT EXCHANGER TUBE ASSEMBLY FORWARD OF THE FIRE WALL.....	(R) 10 08 15
21-003	MODIFICATION OF UNDERFLOOR CONDITIONED AIR DUCTS.....	04 22 15
24-001	BATTERY BUS RELAY DIODE REMOVAL	03 10 92
24-002	CURRENT LIMITER PROTECTION.....	(R) 08 10 99
24-003	NOT ISSUED	
24-004	STARTER GENERATOR BEARING REPLACEMENT	02 22 95
24-005	DC STARTER-GENERATOR QUICK-ATTACH-DETACH (QAD) MOUNTING ADAPTER CHANGE.....	01 10 96
24-006	IMPROVED PROTECTION FOR GPU AND VAC INVERTER CIRCUITS	(R) 11 12 97
24-007	NOT ISSUED	
24-008	NOT ISSUED	
24-009	CONCORDE, SEALED LEAD-ACID BATTERIES	01 31 07
24-010	INSPECTION OF ELECTRICAL WIRES/COMPONENTS, HYDRAULIC AND BLEED AIR TUBE ASSEMBLIES AT LH/RH INBOARD WING LEADING EDGE/BATTERY BOX AREAS, LH/RH WING STATIONS 51.167 TO 81.174 AND AT ALL FEED THROUGH LOCATIONS INTO THE LH/RH, INBOARD KEELSON	(R) 11 21 08
24-011	GROUNDING JACKS INSTALLATION	07 30 08
24-012	BUS TIE SWITCH INSPECTION AND/OR REPLACEMENT	(R) 12 05 11
24-013	WINDSHIELD HEAT CIRCUIT BREAKER MODIFICATION.....	05 16 11
25-001	NOT ISSUED	
25-002	C-26B WORK STATION SEATING	06 29 93
26-001	TURBINE FAIL THERMOSTAT MODIFICATION	06 17 11

TECHNICAL PUBLICATIONS INDEX

NUMBER	DESCRIPTION	DATE
26-002	PERFORM DETAIL VISUAL INSPECTION (DVI) OF ALL INSTALLED FENWAL OVERHEAT DETECTORS IN WHEEL WELLS AND ENGINE COMPARTMENTS	09 26 14
27-001	NOT ISSUED	
27-002	IMPROVED FLAP POSITION AND SAS COMPENSATOR POTENTIOMETER (POTS)	02 18 95
27-003	RUDDER BELLCRANK HINGE ASSEMBLY REWORK	05 19 94
27-004	INCREASED SERVICE LIFE OF 27-42030 RUDDER BELLCRANK	(R) 01 05 96
27-005	RUDDER TORQUE TUBE DRAIN HOLE	05 22 95
27-006	RUDDER CONTROL LOCK WELDMENT AND BELLCRANK INSPECTION - OPTIONAL IMPROVED STRENGTH RUDDER TORQUE TUBE, CONTROL LOCK WELDMENT AND ALUMINUM BELLCRANK INSTALLATION	08 09 95
27-007	NOT ISSUED	
27-008	RUDDER TRIM TAB ACTUATOR DECAL	09 08 95
27-009	REWORK OF UP/DOWN ELEVATOR QUADRANT STOPS AND LH/RH RUDDER BELLCRANK STOPS	05 15 96
27-010	CONTROL COLUMN ROLLER BEARING AND ELEVATOR ROD END BEARING INSPECTION/REPLACEMENT	(R) 12 05 14
27-011	CONTROL COLUMN PIVOT IMPROVEMENT	06 16 97
27-012	FLAP POSITION INDICATION/CONTROL CIRCUIT MODIFICATION	07 18 97
27-013	INSTALLATION OF SIMMONDS PRECISION P/N DL5040M8 PITCH TRIM ACTUATOR (PTA)	(R) 01 30 03
27-014	INSTALLATION OF SIMMONDS PRECISION P/N DL5040M5 AND/OR DL5040M6 PITCH TRIM ACTUATOR	11 18 98
27-015	INSTALLATION OF BARBER-COLMAN P/N 27-19008-006/007 PITCH TRIM ACTUATOR	(R) 03 23 99
27-016	LIFE LIMIT FOR RUDDER GUST LOCK ASSEMBLY, PART NUMBER 27-70066-001, OF 5000 HOURS	09 29 03
27-017	INSPECT 26-72003 RUDDER PEDALS FOR CRACKS	04 02 04
27-018	MODIFICATION OF VERTICAL STABILIZER AFT SPAR TO FACILITATE INSTALLATION OF NEW PN 27-19332-003 RUDDER TRIM TAB ACTUATOR	(R) 03 19 10
27-019	NOT ISSUED	
27-020	NOT ISSUED	
27-021	NOT ISSUED	
27-022	NOT ISSUED	
27-023	GRAVEL GUARD INSTALLATION	09 19 08
27-024	INSPECTION AND REPAIR / REPLACEMENT OF PITCH TRIM ACTUATOR FUSELAGE FITTINGS	(R) 10 14 11
27-025	SAS POWER ADVANCE INDICATOR LIGHTS MODIFICATION	05 17 11
27-026	INSPECTION AND LUBRICATION OF THE AILERON CONTROL CABLE CHAIN IN THE PILOT'S AND COPILOT'S CONTROL COLUMNS	(R) 10 23 13
27-027	INSPECTION/REPLACEMENT OF THE AILERON CONTROL SYSTEM ROD END BEARINGS	09 04 14
27-028	INSPECTION OF THE AILERON CONTROL LINK ROD, BELLCRANK, AND AILERON HINGE BRACKET FOR DAMAGE	09 04 14
27-029	INSPECTION/REPAIR OF WIRING HARNESSSES IN VERTICAL STABILIZER	08 18 14
27-030	INSPECTION OF COCKPIT CONTROL COLUMN HORIZONTAL TUBE FOR CRACKS	10 08 15
27-031	INSPECTION OF RUDDER BELLCRANK	(R) 10 12 15
27-032	INSPECTION OF THE ELEVATOR CONTROL SYSTEM ROD END BEARINGS	(R) 02 23 16
27-033	PITCH TRIM ACTUATOR UPPER ATTACH FITTINGS INSPECTION	(R) 04 29 19
27-034	ELEVATOR QUADRANT BEARING AND BORE INSPECTION	11 28 16
27-035	RUDDER PEDAL BELLCRANK, PIVOT BOLT/BEARING AND CONNECTING ROD ENDS INSPECTION	(R) 11 12 19
27-036	ELEVATOR TORQUE TUBE ASSEMBLY AND WELDMENT INSPECTION	(R) 10 27 23
27-037	INSPECTION OF THE AILERON TRIM TAB PUSHROD BEARINGS	10 27 23
27-038	INSPECTION OF PITCH TRIM ACTUATORS	(R) 08 16 24
28-001	ADD FUEL VENT HOLE	03 16 92
29-001	INSPECTION/REPLACEMENT HYDRAULIC PRESSURE LINES	12 11 95
30-001	IMPROVED WINDSHIELD WIPER SYSTEM (ROSEMOUNT INC.)	(R) 10 29 97
30-002	OIL COOLER AIR INLET ANTI-ICE SYSTEM AND PROPELLER DEICE SYSTEM CIRCUIT PROTECTION	(R) 11 13 97
30-003	BFGOODRICH FASTBOOT, PNEUMATIC DE-ICER INSTALLATION	06 25 99



Ontic Engineering and Manufacturing, Inc

TECHNICAL PUBLICATIONS INDEX

NUMBER	DESCRIPTION	DATE
30-004	PITOT HEAT INDICATION SYSTEM.....	(R) 06 20 08
30-005	INSTALLATION OF WINDSHIELD OVERHEAT MONITORING SYSTEM.....	(R) 01 25 13
30-006	WING EXTENSION DEICE TUBE INSPECTION/REPLACEMENT.....	(R) 10 08 19
31-001	NOT ISSUED	
31-002	FLIGHT DATA RECORDER (F1000) FOR FIELD INSTALLATION.....	10 15 01
32-001	INSTALLATION OF SELF LUBRICATING BUSHING IN NOSE LANDING GEAR DRAG BRACE.....	06 15 92
32-002	REPLACEMENT OF GYN186 AND 32FE524 BRAKE NUTS.....	(R) 12 15 92
32-003	REPLACEMENT OF NOSE WHEEL STEERING (NWS) SERVO VALVE.....	(R) 04 09 10
32-004	REDUCED VISCOSITY FIRE RESISTANT HYDRAULIC FLUID.....	10 31 94
32-005	27-81001 BRACKET ASSEMBLY MODIFICATION.....	09 16 9
32-006	NOT ISSUED	
32-007	OZONE INDUSTRIES, INC. P/N 5453005-1, -3 OR -5 YOKE (REFERENCE: MAIN LANDING GEAR (MLG) ASSEMBLY P/N OAS5453 ALL DASH NUMBERS.....	(R) 09 28 95
32-008	RH POWER LEVER-NOSE WHEEL STEERING (NWS) SWITCH.....	03 29 96
32-009	INSPECTION/REPLACEMENT FOR POSSIBLE CRACKS ON P/N 27-51544-001 (16/16.5) MAIN LANDING GEAR, UPPER TORQUE LINK ASSEMBLY (MACHINED PART).....	03 24 98
32-010	NOT ISSUED	
32-011	INSPECTION/REWORK FOR CRACKS ON MAIN LANDING GEAR (MLG) DRAG BRACE, DRAG LINKS.....	(R) 11 06 00
32-012	INSPECTION/REPLACEMENT OF MAIN LANDING GEAR (MLG) TORQUE LINK SHAFT P/N 27-51540-003.....	(R) 05 28 02
32-013	INSPECTION/REPLACEMENT OF EXISTING ROD, CLEVIS (LOWER END) AND CLEVIS PIN, WHICH BUILD UP, P/N 26-72018/32-72006 BRAKE PEDAL PUSH ROD ASSEMBLY.....	05 28 02
32-014	ONE TIME INSPECTION OF THE NLG STEERING TEST SWITCH SOLDER TERMINALS.....	09 12 08
32-015	ONE TIME INSPECTION OF THE NOSE WHEEL STEERING SOLENOID RELIEF VALVE CONNECTOR.....	09 26 08
32-016	IMPROVEMENT OF POWER LEVER MOUNTED NOSE WHEEL STEERING SWITCH.....	04 13 09
32-017	NOSE WHEEL STEERING PARK SWITCH MODIFICATION.....	(R) 06 29 09
32-018	INSTALLATION OF CAUTION PLACARD ON NOSE WHEEL STEERING ACTUATOR.....	08 19 09
32-019	INSPECTION OF BERTEA LANDING GEAR ACTUATORS FOR CRACKS.....	(R) 11 07 18
32-020	PENDING	
32-021	INSPECTION AND REPLACEMENT OF BRAKE PEDAL PUSH ROD (SA227-CC/DC AIRCRAFT, S/N 784, 790-882 AND 885-901).....	06 30 11
32-022	INSPECTION AND REPLACEMENT OF BRAKE PEDAL PUSH ROD (SA227-DC AIRCRAFT, S/N 883, 884, 902 AND SUBSEQUENT).....	07 15 11
32-023	INSPECTION AND REPAIR OF DRAG BRACE PIN BORE CORROSION ON MAIN AND NOSE LANDING GEAR STRUTS.....	(RESCINDED) 12 14 15
32-024	INSPECTION AND REPAIR/REPLACEMENT OF THE NOSE LANDING GEAR CENTERING ARM ASSEMBLY.....	(R) 04 16 12
32-025	INSPECTION/REPLACEMENT OF 27-51000-031 BOLT USED TO ATTACH LANDING GEAR ACTUATOR TO BELLCRANK.....	10 24 13
32-026	PENDING	
32-027	INSPECTION AND RETORQUE OF THE CLEVELAND NOSE AND MAIN LANDING GEAR WHEEL/TIRE ASSEMBLIES.....	03 13 14
32-028	INSPECTION OF 27-51000-393 BOLT.....	08 08 14
32-029	INSPECTION/REPLACEMENT OF LANDING GEAR UPLOCK BOLT AND ROLLER.....	(R) 09 28 15
32-030	MAIN LANDING GEAR YOKE TORQUE LINK LUG AND SHAFT INSPECTION.....	08 02 16
33-001	DUAL BATTERY POWER FOR PILOTS OVERHEAD LIGHT.....	(R) 01 13 93
33-002	CABIN AISLE LIGHTS - CHANGE CIRCUIT BREAKER FROM 10 AMP TO 7.5 AMP.....	06 26 96
33-003	INSTALLATION OF ALTERNATE AUXILIARY LIGHTS TIME DELAY RELAY & BRACKET.....	06 03 08
34-001	NOT ISSUED	
34-002	NOT ISSUED	
34-003	AUSTRALIAN CERTIFICATION REQUIREMENTS - AD/GENERAL/A7 - 3 POINTER TYPE ALTIMETER - (P/N 27-19138-009 ALTIMETER).....	01 03 96
34-004	NOT ISSUED	
34-005	PITOT/STATIC SYSTEM PLUMBING MODIFICATION.....	(R) 05 16 14
34-006	GROUND PROXIMITY WARNING SYSTEM INSTALLATION.....	06 29 99
34-007	PLACARD INSTALLATION FOR NAV DISPLAY INSTRUCTION.....	11 13 00
34-008	TCAS-2000 TRAFFIC ALERT AND COLLISION AVOIDANCE SYSTEM ACAS II INSTALLATION.....	12 07 04

TECHNICAL PUBLICATIONS INDEX

NUMBER	DESCRIPTION	DATE
34-009	NOT ISSUED	
34-010	THREE COUNTER DRUM ALTIMETER RETROFIT	04 10 06
34-011	DUAL MODE S TRANSPONDER, WITH ELEMENTARY SURVEILLANCE	10 09 06
35-001	AUSTRALIAN CERTIFICATION REQUIREMENTS FOR PORTABLE OXYGEN BOTTLE, CREW OXYGEN MASKS AND SMOKE GOGGLES	09 01 95
35-002	PROTECTIVE BREATHING EQUIPMENT/PART 121.337 (b) (8)	07 10 98
52-001	CARGO DOOR AIR VALVE BRACKET MODIFICATION	01 28 93
52-002	CABIN DOOR TOP LATCH POSITIVE EXTENSION INSPECTION HOLE	02 11 97
52-003	NEW CABIN DOOR PLACARD - OUTSIDE CLOSURE INSTRUCTIONS	(R) 06 13 14
53-001	CABIN ENTRANCE DOOR SILL BEEF UP	(R) 02 25 93
53-002	COCKPIT FLOORBOARD FOD BARRIER INSTALLATION	(R) 06 05 96
53-003	INSTALLATION OF FORM-IN-PLACE GASKETS-WING-TO-BODY FAIRINGS	(R) 09 03 10
53-004	INSPECTION ACCESS PANEL INSTALLATION	(R) 09 15 14
53-005	INSPECTION, EXTENDED INSPECTION, AND REPAIR OF FUSELAGE UPPER FORWARD CORNER OF MAIN CABIN DOOR CUTOUT	11 15 13
53-006	INSPECTION AND/OR REPLACEMENT OF THE LEFT HAND AND RIGHT HAND FORWARD AND AFT WING-TO-BODY ATTACH FITTINGS	(R) 05 13 13
53-007	INSPECTION OF F.S. 69.31 FORWARD PRESSURE BULKHEAD FOR CRACKS	(R) 11 06 13
53-008	DOOR SURROUND STRUCTURE ALTERNATE REPAIR DOUBLER INSTALLATION	04 03 15
54-001	OIL DEFLECTOR INSTALLATION KIT	09 07 93
55-001	VERTICAL STABILIZER ACCESS PANEL INSTALLATION	04 20 16
55-002	HORIZONTAL STABILIZER TRUNNION BOLT INSPECTION	09 11 18
56-001	NOT ISSUED	
56-002	NOT ISSUED	
56-003	NOT ISSUED	
56-004	WINDOW SHADE REPLACEMENT INSTALLATION	03 27 96
56-005	DUAL PANE COCKPIT SIDE WINDOW DESICCANT FILTER INSTALLATION	04 25 97
56-006	CABIN WINDOW DEFOG SYSTEM	(R) 03 08 02
56-007	HEATED WINDSHIELD ELECTRICAL BONDING INSTRUCTIONS	(R) 01 07 09
56-008	NOT ISSUED	
56-009	INSPECTION FOR COCKPIT HEATED WINDSHIELDS	12 01 10
56-010	INSTALLATION OF NEW ELECTRICALLY HEATED GLASS WINDSHIELD (27-19482-001/-002)	09 28 12
56-011	INSPECT COCKPIT WINDSHIELDS AND SIDE WINDOWS FOR FASTENER/NUT SECURITY	(R) 02 26 15
57-001	INSPECT, MODIFY/REPAIR LOWER WING SKIN AT WING STATION (WS) 113	06 22 93
57-002	MODIFICATION/REPAIR OF UPPER WING SKIN	(R) 07 01 93
57-003	NOT ISSUED	
57-004	INCREASED CORROSION CONTROL FOR AFT SPAR, AT LOWER FORWARD AND AFT STEEL ANGLES	(R) 02 24 04
57-005	WING EXTENSION TRIM TAB INSTALLATION	08 21 09
57-006	INSTALLATION OF FORM-IN-PLACE GASKETS-BATTERY BOX ACCESS PANELS	09 03 10
57-007	NOT ISSUED	
57-008	CANCELLED	
57-009	INSPECTION OF MAIN SPAR LOWER CAP, BL 0.0 TO BL 3.0	(R) 08 06 19
61-001	REDUCE PROPELLER START LOCK AND FEATHER ANGLE	01 15 93
61-002	INSTALLATION OF DEICER EROSION TAPE ON MCCAULEY PROPELLERS	10 04 95
71-001	INSPECTION AND MODIFICATION OF UPPER ENGINE TRUSS TO FIREWALL ATTACH FITTINGS AND UPPER ENGINE SHOCK MOUNT AT UPPER ENGINE MOUNT LUG	(R) 05 26 10
71-002	RESERVE POWER SYSTEM	05 24 07
76-001	POSITIVE SAFETY OF POWER CONTROL CABLE TO LEVER ATTACH POINT CLEVIS, AND INSPECTION FOR SECURITY OF ATTACHING HARDWARE OF POWER CONTROL CABLE TO P/N 26-21505 BRACKET	01 06 95
76-002	POSITIVE SAFETY OF ATTACHING HARDWARE FOR ENGINE POWER/RPM CONTROL CABLE HOUSINGS TO PEDESTAL BRACKET P/N 26-21505	(R) 03 13 96
76-003	INSPECT POWER LEVERS IN PEDESTAL FOR CRACKING AND/OR EXCESSIVE WEAR	(R) 11 01 18
76-004	REPLACE/REWORK PROPELLER PITCH CONTROL (PPC) ASSEMBLIES PER HONEYWELL SERVICE BULLETIN TPE331-72-2190	03 17 15
76-005	REPLACEMENT ENGINE CONTROL CABLES (FLEXIBLE SLIDING ELEMENT)	04 26 19
77-001	SINGLE RED LINE CONTROLLER	03 19 93



Ontic Engineering and Manufacturing, Inc

TECHNICAL PUBLICATIONS INDEX

77-002	SINGLE RED LINE CONTROLLER.....	06 11 93
78-001	IMPROVED ENGINE EXHAUST DUCT GASKET.....	05 29 92
80-001	TEMPERATURE LIMITER CIRCUIT	09 07 93
82-001	IMPROVED LIQUID LEVEL POTENTIOMETER FOR CONTINUOUS ALCOHOL WATER INJECTION.....	(R) 09 23 92
82-002	CAWI QUANTITY INDICATOR SINGLE ENGINE GO AROUND MINIMUM LEVEL MARKING	(R) 11 03 93
82-003	CAWI TANK VENT TUBING.....	03 11 93
82-004	IMPROVED CAWI QUANTITY GAUGING SYSTEM.....	(R) 02 28
82-005	INSTALLATION OF NEW CAWI PUMPS - P/N 27-67033-045	08 06 97
82-006	IMPROVED PRESSURE SWITCH FOR CAWI	(R) 06 12 09

SA227 SERIES COMMUTER CATEGORY SERVICE LETTERS

REISSUE 03 07 16

[SERVICE INFORMATION INCLUDES: BULLETINS, LETTERS, AND NOTES -

P/N'S: PAPER 27-10054-129 / ELECTRONIC 27-10054-130]

NUMBER	DESCRIPTION	DATE
001	TERMINAL STRIP (TS) 14 JUMPER WIRE IMPROVEMENT.....	(R) 02 03 93
002	ADD DRAIN HOLES TO VERTICAL STABILIZER.....	10 28 92
003	ADD LUMBAR SUPPORT TO 27-19308 CABIN SEAT WITH THE COMPLIANCE OF (PTC SERVICE BULLETIN 25-1230)	10 23 92
004	RELOCATE WIRE NUMBER 206052-10.....	02 03 93
005	ARM REST RELEASE BUTTON	01 15 93
006	CARGO DOOR GAS SPRING ATTACH POINT (FUSELAGE FRAME).....	05 12 93
007	27-62085-043 BRACKET.....	08 30 93
008	ENLARGE WING AFT BELLY SKIN ACCESS DOOR DRAIN HOLES.....	08 18 93
009	LOW FUEL FLOAT SWITCH SPLICE REPLACEMENT.....	10 07 93
010	REPLACEMENT OF J416-8SS-5 OR MS24593-8 BLEED AIR CHECK VALVE	10 26 93
011	RESCINDED (NOT APPLICABLE TO COMMUTER CATEGORY AIRPLANES)	(R) 01 09 95
012	RETURN PORT, NOSE WHEEL STEERING ACTUATOR	11 08 93
013	REPLACEMENT OF ENGINE OIL INSPECTION DOOR CAMLOCK STUDS	01 27 94
014	ABSC 5007397-1 WHEEL INSTALLATION	08 23 94
015	DEICER BOOT MOISTURE REMOVAL	11 23 94
016	NOT ISSUED	
017	NOT ISSUED	
018	STARTER/GENERATOR BEARING REPLACEMENT	12 23 94
019	FAR 121.310(g) EXTERIOR EXIT MARKINGS	01 29 97
020	FAR 121.310(h) EXTERIOR ESCAPE ROUTE	02 21 97
021	BARBER COLMAN PITCH TRIM ACTUATOR - PERFORM ADJUSTMENT - MECHANICAL/ ELECTRICAL STOPS FUNCTIONAL CHECK AND NO-BACK FUNCTIONAL CHECK	(R) 02 01 99
022	PILOT SEAT BACK POCKET INTERFERES WITH JUNCTION BOX	04 02 98
023	BARBER COLMAN PITCH TRIM ACTUATOR - AIRSPEED LIMITATION	(R) 09 02 98
024	INSPECTION OF PITCH TRIM ACTUATOR FOR CORRECT INSTALLATION AND FREEDOM OF OPERATION.....	09 09 98
025	INSPECTION/REPLACEMENT OF (31 PSI) PNEUMATIC PRESSURE REGULATOR FOR INCORRECT INLET/OUTLET PORT ORIENTATION	11 24 98
026	LIFE PRESERVER WITH LOCATOR LIGHT FOR FAR, PART 121.2 AND 121.340 REQUIREMENT.....	12 04 98
027	REPLACEMENT CLEVIS FOR BRAKE PEDAL PUSH ROD ASSEMBLY	(R) 07 06 11
028	DL5040M8 PITCH TRIM ACTUATOR FREEPLAY MEASUREMENT	08 12 99
029	OVERHAUL TIME LIMIT FOR P/N 27-81009 HYDRAULIC POWER PACK.....	(R) 11 03 99
030	BF GOODRICH P/N 74-451-AC EROSION REPAIR KIT, FOR WING AND TAIL DE-ICE BOOTS.....	08 25 99
031	INSPECTION/REPLACEMENT/PROTECTION OF FUEL BOOST PUMP WIRE HARNESS FOR CHAFFING CONDITION, FAA APPROVED.....	(R) 09 25 00
032	NOT ISSUED	
033	INSPECTION OF PRIMARY FLIGHT CONTROL CABLE TERMINALS FOR CRACKS/PITTING CORROSION.....	05 29 01
034	INSPECT CARGO DOOR, FORE AND AFT, CLICK-CLACK BUSHING RECEPTACLE, PN 27-20063-007 (AIRFRAME SIDE), FOR CRACKS	(R) 04 04 16
035	INSPECTION OF MAIN LANDING GEAR (MLG) TRUNNION BUSHING, PN 27-51009, ATTACHING HARDWARE FOR LOOSENESS	03 27 03

TECHNICAL PUBLICATIONS INDEX

036	INSPECT FOR POSSIBLE CRACKS IN LH/RH FUSELAGE STATION (F.S.) 272 AND 276 FOR FORWARD SPAR, F.S. 308 AND 311 FOR AFT SPAR ON CC/DC MODEL AIRPLANES, LOWER BELT FRAMES AND NESTED CHANNELS AT LH/RH STRINGER 10A FEEDTHROUGH ...	06 10 03
037	INSPECTION OF AFT SPAR, AT LOWER AFT STEEL ANGLE FOR CORROSION	06 10 03
038	INSPECT FOR CRACKS AND/OR BULGES OF LEFT HAND/RIGHT HAND, INBOARD/OUTBOARD, KEELSON WEB SKIN AT NACELLE STATION (N.S.) 141.69.....	06 10 03
039	ONE TIME INSPECTION OF UPPER, PITCH TRIM ACTUATOR (PTA) ATTACH FITTING HARDWARE AND BUSHINGS FOR CORRECT INSTALLATION AND SUBSEQUENT INSPECTION FOR CRACKS	(R) 02 10 200
040	RELIEF FOR RECENT CHANGE OF SA227 COMMUTER CATEGORY MM, CHAPTER 5, HYDROSTATIC TEST INTERVAL (HTI), FOR P/N 30301100 AND 30300020 FIRE EXTINGUISHER BOTTLES	04 16 04
041	SPECIAL INSPECTION OF FUSELAGE DRAINS AND INSTALLATION OF ADDITIONAL FUSELAGE DRAINS IN ACCORDANCE WITH M7 ENGINEERING DRAWING, 27K22001	(R) 01 26 05
042	NOT ISSUED	
043	FUEL LEAK CLICK-PATCH REPAIR	03 20 06
044	USE OF THE NAME FAIRCHILD OR M7 AEROSPACE LP.....	02 20 07
045	INSPECTION/REPLACEMENT OF FLIGHT CONTROL CABLE PULLEY GUARD PIN	(R) 01 30 14
046	INSPECTION OF UPPER AND LOWER ENGINE MOUNT ATTACH FITTING BOLTS FOR CORRECT TORQUE.....	11 14 08
047	NOT ISSUED	
048	COCKPIT HEATED WINDSHIELD (P/N 26-21126 AND 27-19442) DAMAGE REPORT	(R) 08 31 12
049	CANCELLED.....	08 23 13
050	APPH SOLENOID VALVES AND HYDRAULIC POWER PACKS ALERT	(R) 10 08 12
051	DEFECTIVE STANDARD HARDWARE - MS21042 SELF-LOCKING NUTS.....	08 03 12
052	NOT ISSUED	
053	INSPECT AILERON SPAR OUTBOARD FITTINGS FOR CRACKING	09 19 14
054	INSPECT AND REPLACE 27-51000-031 LANDING GEAR ACTUATOR BOLTS	08 13 13
055	INSPECT HONEYWELL P/N 894568-1/-2 FUEL LINE FOR DAMAGE	(R) 12 12 13
056	INSPECTION/REPLACEMENT OF 27-51042-177 SHEAR BOLT INSTALLED ON THE MAIN LANDING GEAR DOOR LINKAGE	03 07 14
057	RECOMMEND REPLACE/REWORK PROPELLER PITCH CONTROL (PPC) ASSEMBLIES PER HONEYWELL SERVICE BULLETIN TPE331-72-2190	02 11 14
058	INSPECT HONEYWELL P/N 894382-2/-5 ANTI-ICE TUBE FOR CRACKING AND DAMAGE	09 19 14
059	INSPECT/REPLACE 27-52000-141 NOSE LANDING GEAR ACTUATOR BELLCRANK PINS	08 31 15
060	INSPECTION OF ENGINE CONTROL CABLE SUPPORT BRACKET IN PEDESTAL.....	08 24 15
061	CABIN ALTITUDE WARNING SYSTEM OPERATIONAL TEST	(R) 11 07 18
062	ROUTING MODIFICATIONS AFFECTING CONTROL CABLE LIFE	02 14 18
063	AIRPLANE TOWING PLACARDS	02 12 18
064	WINDSHIELD POST/LOWER SILL CORROSION	08 14 18
065	UNAPPROVED BCP4W10/BCP5W11 BEARING VENDOR PART.....	08 06 19
066	ALTERNATE POLYURETHANE ANTENNA GASKET	03 20 19
067	FORWARD PRESSURE BULKHEAD INSPECTION FOR MISSING RIVETS AND CRACKS AROUND EXISTING RIVETS AT WL 97.12, LBL / RBL 3.0	07 16 20
068	RADIO ALTIMETER 5G INTERFERENCE	10 24 22
069	ELEVATOR QUADRANT ASSEMBLY.....	03 08 23
070	CHANGE OF NAME OF DESIGN APPROVAL HOLDER.....	10 27 23
071	MAIN LANDING GEAR PLACARD RELOCATION.....	07 31 24



Ontic Engineering and Manufacturing, Inc

TECHNICAL PUBLICATIONS INDEX

SA227 SERIES COMMUTER CATEGORY SERVICE NOTES

REISSUE 03 07 16

[SERVICE INFORMATION INCLUDES: BULLETINS, LETTERS, AND NOTES -

P/N'S: PAPER 27-10054-129 / ELECTRONIC 27-10054-130]

NUMBER	DESCRIPTION	DATE
001	EXHAUST TRACK RIVET REPLACEMENT.....	03 18 92
002	DECAL INSTALLATION - CABIN SEAT ARMRESTS.....	03 20 92
003	EXTREME COLD WEATHER GREASE FOR AILERON/RUDDER TRIM ACTUATOR.....	01 25 93
004	ACOUSTIC WINDOW PANE REMOVAL.....	01 25 93
005	EROSION PREVENTION FOR AERODYNAMIC FEATURES, AND ABRASION PROTECTION AT CERTAIN CHAFING POINTS..... (R)	12 19 97
006	SOLID STATE FLIGHT DATA RECORDER.....	09 23 93
007	OPERATIONAL LIMITATION FOR VAPOR CYCLE AIR CONDITIONING SYSTEM.....	01 27 94
008	FUEL FLOW TRANSMITTER WIRING.....	02 25 94
009	LANDING GEAR POSITION AND WARNING SWITCHES.....	02 25 94
010	BATTERY BOX HYDRAULIC LINE CLEAR TUBING (PN 3028) REMOVAL.....	07 05 94
011	PAINTED WINGS..... (R)	05 13 08
012	CHAFING, RUDDER CONTROL RODS.....	10 31 94
013	BATTERY AND STARTER/GENERATOR GROUND BONDING..... (R)	08 16 99
014	INSPECTION OF WIRES 228018H-20 AND 228087-22 FOR CHAFING CONDITION.....	06 01 98
015	FUEL LEAK CLICK-PATCH REPAIR.....	05 11 12
016	POSSIBLE INFLATION DEVICE FAILURE ON SAFRAN LIFERAFTS.....	10 27 23

TECHNICAL PUBLICATIONS INDEX

KIT DRAWING INDEX

GENERAL:

This index is provided to list Kit Drawings available and applicable for field use. Some Kit Drawings which are not applicable, or are proprietary information will not be listed and are not available for field use.

The following kits or modifications are available for sale only through Ontic Spares Sales:

Canadian Certification

French Certification

Italian Certification

13,900 Maximum Zero Fuel Weight

16,000 Pound Gross Weight Mod

Cargo Net Installation

Bulkhead Installation, Cargo Area

To purchase Kit Drawings, contact Ontic Spares Sales. A short description is included to help you determine if the kit may be useful for your operation.

Since most kits were developed for special purposes or limited effectivity, parts may be in limited quantities or not normally stocked. Notify Spares Sales with sufficient lead time when you plan to order a kit.

<u>NUMBER</u>	<u>DESCRIPTION</u>
26K24000	Cabin Door Step Guard Adds guard to step side channels to prevent fingers/hands getting pinched with door open. Effectivity - 26 T, AT
27K10001	Air Sampling Tube Installation Provides mounting structure for customer supplied air sampler. Effectivity - 226 AT
27K13019	16K AFM (8AC) Allows 14,500 227-AC w/Dowty props currently operating with AFM 4AC or 7AC to operate with AFM 8AC. Effectivity - 227 AC w/Dowty Props only
27K13989	Cargo Net at F.S. 491 Adds cargo net at aft side of cargo door for loose baggage. Effectivity - 227 AC, CC, DC
27K14048	Overspeed Warning Adds aural warning of overspeed approximately 246.4 KIAS or .52 Mach. Effectivity - 227 AC, AT, (required for French certification, but available if this feature is desired.)
27K14055	SAS Disconnect Switch/Relay Adds disconnect switch to Pilot and Copilot control wheels to disconnect the SAS pusher. Effectivity - 226 T, T(B), TC, AT; 227 AC, AT, TT, (required for French certification, but available if this feature is desired.)
27K14063	Pitot Heat Indication Warning Adds PITOT HEAT OFF light to annunciator panel. Effectivity - 227 AC & AT, (required for Italian certification, but available if this feature is desired.)
27K14064	220VAC Receptacle Installs a 220 VAC plug and receptacle to provide quick disconnect for electric heater to pre-heat the cabin. Effectivity - 227

TECHNICAL PUBLICATIONS INDEX

NUMBER	DESCRIPTION
27K14088	Gravel Guard Installation Installs Gravel Guard Tape to Flaps; Inboard and Outboard of Engine Exhaust Area. Effectivity - 226; 227 AC, AT, TT, BC, CC, DC
27K20002	Landing Gear Control Shield Installs shield on side of pedestal to prevent accidental actuation of the landing gear handle. Effectivity - 226
27K20003	Landing Gear Control Shield Installs shield on front of pedestal to prevent accidental actuation of the landing gear handle. Effectivity - 226
27K20077	Kit-Anti Fogging Panel Instl FWD Escape Hatch Effectivity - SA227 CC, DC
27K20085	Removable Cargo Floor Installs quick removable floor panels across center aisle and a roller system between FS 168 and FS 437. Effectivity - 227 AC, AT, BC, CC, DC - with seat tracks
27K20086	Removable Cargo Floor Installs quick removable floor panels across center aisle and a roller system between FS 159 and FS 437. Effectivity - 226 TC; 227 AC - with pan fittings
27K21000	Nose Gear Door Hinge Bolts Access Door Installation Installs access panels in Nose Wheelwell Keelsons to inspect gear door hinges and hardware. Effectivity - 226 T, T(B), TC, AT
27K21006	Nose Baggage Door Holder Adds a wire rod to hold the nose baggage doors open (IR) Effectivity - 226 & 227 Adds a locking strut to hold the nose baggage doors open (B rev) Effectivity - 227 CC, DC
27K22001	Additional Fuselage Drains Adds drains to fuselage under floorboards to improve water drain in susceptible areas. Effectivity - 226 & 227
27K22005	Cabin Window Cover Adds single piece outer metal cover replacing retainer. Referenced in AD 90-14-01. NOTE this does not delete window inspections required by AD 93-19-06. Effectivity - 226 TC, AT; 227 AC, AT, BC, CC, DC
27K22006	Cabin Laminated Window Installation Retrofits laminated cabin window to airplanes with stretched acrylic panes. Effectivity - 226 TC-213 & up, AT-025, 027 & up; 227 AC, AT, BC, CC, DC
27K22008	Access Panel Installation Installs Access Panels at specific locations on the Upper Fuselage Skin forward of Pilot's and Co-Pilots Windshields. Effectivity - 226; 227 AC, AT, TT, BC, CC, DC
27K23013	Kit-Outflow Valve Mtg Plate Instl and Details Effectivity - 227 AC, AT, TT, BC, CC, DC

TECHNICAL PUBLICATIONS INDEX

NUMBER	DESCRIPTION
27K24009	<p>Passenger Door Improvement Adds angles and frames to lower door structure (top step). Replaces outer skin and rivets to increase the service life of the door. Also see 27K24151. Effectivity - 226 & 227 w/27-24040 Door only</p>
27K24149	<p>Cargo Door Handle Cover Installation Installs a cover over the Cargo Door Handle to keep inquisitive passengers in lavatory from accidentally opening the door. Effectivity - 227 AC, BC, CC, DC with lavatory</p>
27K24151	<p>Passenger Door Hinge Area Reinforcement Beefs-up frames of lower door (top step), use with 27K24009. Effectivity - 226 & 227</p>
27K24180	<p>Cabin Door Seal Purge Installation Installs a low point fitting to trap and drain, or purge, moisture from inside the cabin door seal. {Works well} Effectivity - 226 & 227</p>
27K24181	<p>Cargo Door Wear Strip Installation Installs a stainless steel wear strip on the cargo door sill. Installs an aluminum strip (bumper) on the fuselage just below the door. Prevents damage during loading and unloading. {Works well} Effectivity - 226 TC, AT, 227, AC, AC</p>
27K24182	<p>Cabin Door Hinge Reinforcement Installs doublers on cabin door and fuselage to reinforce the area. Also installs stainless steel hinge half on fuselage. Effectivity - 226 & 227</p>
27K24191	<p>Door Surround Repair Doubler Installation Installs repair doubler/tripler to address cracking of the door surround on aircraft with bayonet shear pin door latching mechanism (as opposed to a "click-clack" mechanism). Effectivity - 227 AC, AT, BC, CC, DC</p>
27K24192	<p>Folding Step Installation Installs folding step on lower existing step of cabin door. Makes first step closer to the ground for easier entrance. Effectivity - 227</p>
27K31010	<p>Fuel Filler Protection Plate Installs a doubler around the fuel filler to protect upper wing skin from damage by fueling operations. {Works well} Effectivity - 226 & 227</p>
27K31014	<p>Recognition Light Installation, 226 Installs wing tip recognition light. Effectivity - 226</p>
27K31018	<p>Fuel Containment Barrier Allows removal of the Fuel Foam Block by installing a barrier in the wheelwell. {Works well} Effectivity - 226 & 227</p>
27K33000	<p>Main Spar Web Doubler Installation Provides repair doublers for Main Spar Web. Effectivity - 226, 227 TT, AC, AT, BC, CC, DC</p>

TECHNICAL PUBLICATIONS INDEX

NUMBER	DESCRIPTION
27K35039	Keelson Reinforcement Installs reinforcing angle on lower keelson at NS 160-168. Strengthens a cutout. Effectivity - 226 T(B); 227 AC, AT, BC, CC, DC
27K35096	GPU Door Modification Adds extension and camlock to fasten GPU Door closed instead of the spring. Effectivity - 226 AT, TC; 227 AC, AT without door relocated
27K36073	Flap Actuator Seal Provides kits to replace seals in Berteau 235700-101 and Ronson 76C76606 actuators. Effectivity - 226 T, TC, AT
27K36076	Flap Abrasion Strip Installation Installs teflon strip on flap to match wing fairing. Prevents flap skin rubs. Effectivity - 226 & 227
27K36077	Foreflap Adjust Provides templates to check foreflap location on flap, and modification to adjust the position. Alleviates foreflap rub in the flap well. Effectivity - 226 & 227
27K43004	Stabilizer Bushing Change Creates tools for replacing Horizontal Stabilizer Trunnion Bushings. Effectivity - All 226 & 227
27K44002	Stick Pusher Servo Modification Moves servo mount bolts and clinch nuts to make servo easier to replace. Effectivity - 227 AC, AT
27K50001	Universal Landing Gear Seal Kit Creates kits with Backup Rings, Packing, Scrapers, GT Ring Assemblies, and Buttons. Effectivity - 226 & 227
27K53001	Landing Gear Shock Strut Wear Bushings Provides limits and repairs for wear points on MLG & NLG, 14,500 pound or lower struts. Effectivity - 226, 227 not 16,000 pound
27K55001	Swivel Assembly - MLG Door Repair installs NAS bushing in 27-55001-033. Effectivity - 27-55001-033 Swivel Assembly only.
27K61003	Control Installation, Power Plant Creates kit part numbers for alternate high quality cost effective engine control cable installations. Effectivity - 226 (except T201-248) & 227 AC, AT, TT, BC, CC, DC
27K62005	Quick Engine Change Kit Creates kit part numbers for several configurations based on 27-62099 Engine Installations only. Effectivity - 227 AC, AT, TT, BC, CC, DC
27K62008	JATO Assy Aft Fuselage Removal Kit Provides procedures to remove JATO installation. Effectivity - 226 AT, TC w/JATO
27K64000	Fuel Low Pressure Warning Installs warning light required for Italian Certification. Effectivity - 227 DC

TECHNICAL PUBLICATIONS INDEX

NUMBER	DESCRIPTION
27K66005	Oil Dipstick Improvement Adds FULL and ADD lines to improve accuracy of oil level dipstick. Effectivity - 226 T300-417, TC299-419
27K70000	Cable Tighteners Adds spacers and links on Elevator Quadrant and Aileron/Rudder Interconnect to avoid having to replace stretched cables in some cases. Effectivity - 226 & 227
27K80001	Hose Reroute Kit - Hyd "Mule" to A/C Provides 45° angled tubes for hydraulic service cart so hoses will clear lower cowl. Effectivity - 227
27K81026	Seal, Landing Gear Actuator Provides seal kits for Ronson 76C76604 & 76C76605, Berteau 235600-101 & -103 Actuators. Effectivity - 226 & 227
27K82002	Pre Heater Kit - Engines & Nose Baggage Gyros Installs Tanis Heaters on LH and RH engines and Gyros Effectivity - 226 TC, AT; 227 AC, AT, BC, CC, DC
27K82010	Windshield Overheat Monitoring System Installs Windshield Overheat Monitoring System for Windshield P/N 27-19482-001/-002 to prevent windshield overheat. Effectivity - 226 (All), 227 AC, AT, TT, BC, CC, DC
27K82090	Flight Data Recorder - (F1000) Field Installation Installs F1000 Flight Data Recorder Effectivity - 227 AC, AT
27K82186	Landing Gear Indicator w/ Remote PTT & Dim Modifies dimming circuit. For use with replacement 27-82186-67 Gear Indicator. Effectivity - 227 AC, AT, BC, CC, DC, C-26B retrofitting 27-82186-67.
27K82207	Annunciator & Ignition Lamp Dimming Modifies dimming circuit for Ignition Lights and new 27-19347-1 or -3 Ann Panel. Effectivity - 227 AC, AT, BC, CC, DC retrofitting 27-19347 -1 or -3.
27K82208	SAS Power Advance Indicator Lights Modification Instruction for the replacement of SAS Power Advance Lamps in the SAS Indicator Housing. Effectivity - 227 CC, DC
27K82224	Windshield Wiper Kit Wiring & Installation Modifies parking circuit on Control Assembly to keep Wiper Motor and Control Panel from burning out. Effectivity - 227 AC, AT, BC, CC, DC
27K82376	Current Limiter Rebussing See Service Bulletins 226-24-034, 227-24-015, CC7-24-002.
27K82500	Cabin Air Temp Sensor Relocation Relocates cabin air temperature sensor for improved performance Effectivity - T201-275, 277, 278, 280, 281; AT001-061; TC201-231, 233, 234, 236.
27K82795	ELT110 Installation Installs Artex ELT replacing Narco which is getting scarce. Effectivity - 226 AT, TC; 227 AC, AT, BC, CC, DC

TECHNICAL PUBLICATIONS INDEX

NUMBER	DESCRIPTION
27K82818	Trim-In-Motion Tone Generator Installation Replaces Sonalert horn with a tone generator into audio panels. Trim motion indicated by tone in headsets. Effectivity - ALL SA227
27K82821	Flap Position Indication Separated From Flap Control Circuit See Service Bulletins 227-27-043 or CC7-27-012. Effectivity - 227 AC, AT, BC, CC, DC, C-26B
27K84007	Door Seal - Window Purge Water Removal Replaces door seal air water separator and filter with a drain orifice at the low point in the line. Keeps moisture out of the door seals and saves weight. {Works well} Effectivity - ALL SA227
27K84008	Dual Bleed Control Air Installation Provides two settings for Bleed Air system. Low setting allows more engine power available for takeoff. Effectivity - 227 AC, AT
27K84010	Outflow Valve Filter Installation Moves Outflow Valve Filter to Aft Equipment Shelf for accessibility and adds a StaDri filter for moisture removal. {Works well} Effectivity - 227 AC, AT, BC, CC, DC
27K84015	Suction Gauge Removal Instruction to remove gauge if not required, and cap and stow lines and wiring. Effectivity - 227 CC, DC
27K85015	Anti-Skid/Power Brake System Installs system. Effectivity - 227 AC, BC, CC, DC
27K85019	Parking Brake Cable Retainer Eliminates preloading brake cable by improving alignment with retainer. Effectivity - 227 CC, DC
27K90030	Metro Chair Installs 27K90567 Cabin Chairs to replace 27-91003 Chairs. New style seats in older airplanes. Effectivity - 226 TC; 227 AC
27K90032	Improved Bulkhead Base Installation Modifies Cargo Bulkhead in center of Cargo Compartment by removing lower Fittings on aft side. Provides smooth corner to preclude damage to cargo. Effectivity - 226 TC; 227 AC, AT, BC, CC, DC
27K90033	Improved Cargo Bulkhead Installation Modifies Cargo Bulkhead at FS 435 by removing lower Fittings on aft side. Provides smooth corner to preclude damage to cargo. Effectivity - 226 TC; 227 AC, AT, BC, CC, DC
27K90034	Clipboard Kit - Control Wheel Simple sheet metal clipboard to attach to Control Wheel. Effectivity - 227
27K90035	External Environmental Port Installs external port in RH aft fuselage to connect air conditioning/heating unit. Effectivity - ECP 702

TECHNICAL PUBLICATIONS INDEX

NUMBER	DESCRIPTION
27K90041	Lav and/or Smoke Detector Mod Installs Smoke Detector in Aft Lavatory. Installs Fire Extinguisher for Trashcan and RETURN TO SEAT sign on Aft Lav Bulkhead. Installs Life Vest/Oxygen and Emergency Hatch Placards on Exit Row Seats. (Required for Canadian Certification, but available if these features are desired.) Effectivity - 227 AC, BC, CC, DC
27K90091	Ladder Retainer Kit Installs swivel fitting on aft side of Cargo Door to attach Ladder. Effectivity - 227 AC, AT, BC, CC, DC w/ladder
27K90113	Oxygen Outlet Installation, Aft Middle Seat Adds an oxygen outlet for a middle seat. Effectivity - 227 AT, BC
27K90288	Shoulder Harness Wear Plate Installs Wear Plate on Crew Seat Back so Shoulder Harness will not wear seat cover. Effectivity - 226 & 227
27K90566	Cabin Chair Repair Installs plug repairs in Seat Back Tubes. Repairs 27-90565-085, -086, -087, -088. Effectivity - 227 AC, AT, BC, CC, DC
27K90571	Executive Seat Installation Modification Modifies standard seat tracks to accept executive seats. Effectivity - 227 CC, DC
27K90572	Ashtray Plug Kit Plugs Ashtray Cup. Modifies Cup when ashtrays are removed from no-smoking airplanes. Effectivity - 227 AC, BC
27K90630	Insulation Installation (FS 0 - 530) Installs improved Microlite insulation which will not absorb moisture. Effectivity - 227 AC, AT, CC, DC, C-26B thru serial number 839
27K90631	Thermal Insulation Installation (FS 530 - 590) Installs improved Microlite insulation which will not absorb moisture. Effectivity - 227 AC, AT, CC, DC, C-26B thru serial number 839
27K90656	Crash Axe Installation Installs axe on FS 133 partition. Effectivity - 227 CC, DC
27K90683	Curtain Installation - Forward Coat Closet Installs curtain assembly on coat closet. Effectivity - 227 CC, DC
27K90686	Crew Seat Armrest Modification Modifies inboard armrest so height matches outboard armrest. Effectivity - All 227 with 27-90290 Crew Seats
27K90881	Cargo Door Sill Protector Installs fold-down stainless cover over sill to protect sill from loading damage and protect receptacles from foreign material. {Works well} Effectivity - 226 TC, AT; 227 AC, AT, BC, CC, DC

TECHNICAL PUBLICATIONS INDEX

NUMBER	DESCRIPTION
27K91030	Instructions, Seat Back Extensions Instructions for attaching 27-91030-7 and -9 Extensions to 27-91003 METRO Seats. Effectivity - 226 TC; 227 AC w/27-91003 Seats
32K84000	Hot Air Duct Muffler Installation Installs four mufflers in Cabin Air Distribution Tubes to reduce air flow noise. Effectivity - 227 AC, BC
32K84002	Distribution System Installation - Cabin Air Condition Replaces/repairs Cabin Air Tube Assemblies on 32-84300-5 Installation. Replaces metal tubes with hoses to preclude tubes and outlets cracking. Effectivity - 227 AC, BC
32K84308	Conditioned Air Distribution Duct Mod Eliminates distribution of heated conditioned air below floor in center cabin. SA227 - AT, AC, BC, CC and DC (with flat cargo floor in cabin).